

Senior Population Analysis of CTCOG Region

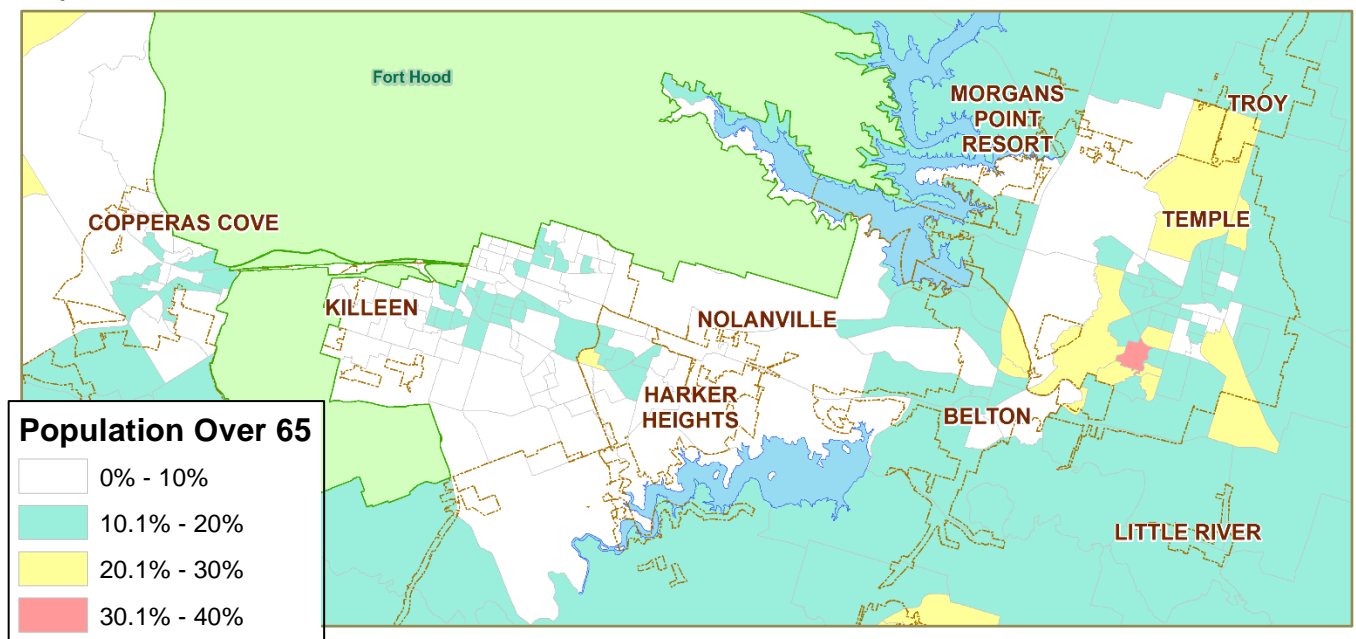
The population of the seven county CTCOG region, according to the 2010 Census, was estimated to be 449,641¹. Of that number, approximately 44,533 were aged 65 years or older. County and male/female populations are shown below:

Table 1: County population, over 65

County	Male, Over 65	Female, Over 65	County Total, Over 65
Bell County	11,777	15,226	27,003
Coryell County	2,489	3,195	5,684
Hamilton County	940	1,165	2,105
Lampasas County	1,392	1,709	3,101
Milam County	1,931	2,374	4,305
Mills County	531	627	1,158
San Saba County	550	627	1,177

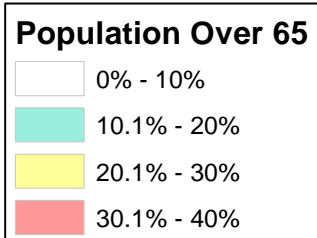
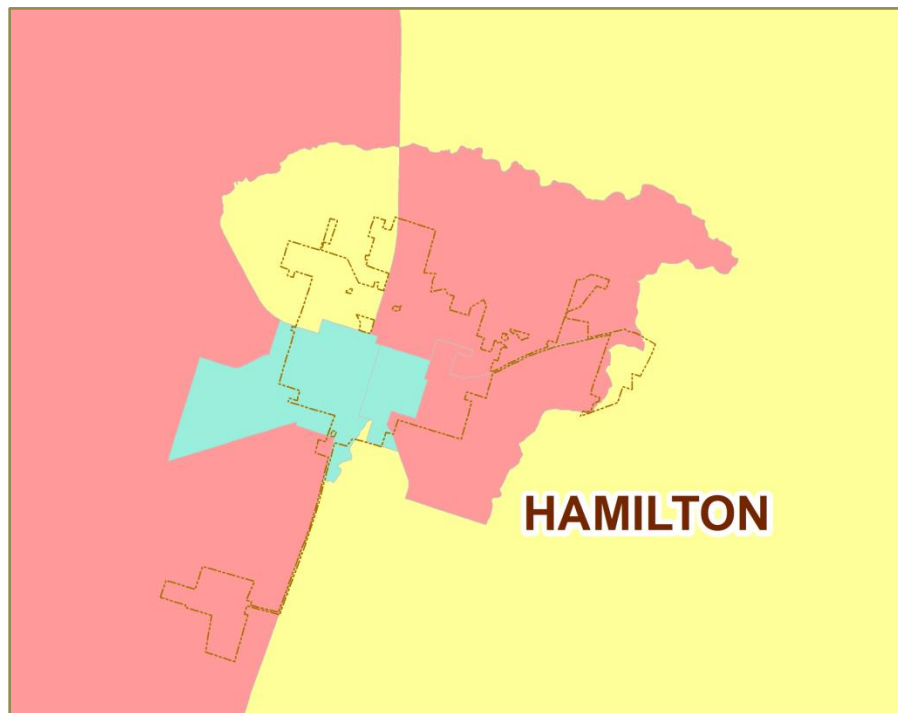
Basic analysis shows more women than men over the age of 65 residing in all seven counties in the CTCOG region. When the blockgroup populations are shown on a map, we can observe people over 65 make up a smaller percentage of the population in the Killeen-Temple urban corridor. However, this corridor, located in Bell County, contains more elderly residents than the other six counties combined. Rural areas were shown to have higher percentages of elderly in the community, despite a smaller population overall.

Map 1: Urban Corridor



¹ Source: 2010 Census, at Blockgroup level; data downloaded from American Factfinder

Map 2: Gatesville and Hamilton Insets



Map 3: CTCOG Region

Population Over 65

