



Office of the Governor
Criminal Justice Division

Resources for Local Criminal Justice Planning:
Central Texas Council of Governments

December 2016

Table of Contents

Recent State Criminal Justice Funding

Reasonable Budget Expectation for Plan Year 2018.....	1
CJD Funding By County.....	1
CJD Funding By Fund Source.....	2

County-Level Criminal Justice Summary

County-Level Crime Table.....	3
Violent Crime.....	4-5
Property Crime.....	6-7
Family Violence	8-9
Jail Population.....	10-11
Jail Misdemeanant Ratios.....	12-13

Agency-Level Criminal Justice Summary

Overview of Ten Largest Agencies in COG.....	14
Murder.....	15
Rape.....	16
Robbery.....	17
Assault.....	18
Burglary.....	19
Larceny.....	20
Auto Theft.....	21

County-Level Juvenile Justice Summary

Youth Violent Crime.....	22-23
Youth Property Crime.....	24-25
Child Victimization.....	26-27
Juvenile Delinquency Program Participation.....	28-29

Definitions and Sources

Definitions.....	30-31
Sources.....	32

Appendices

Appendix A: DPS Crime by Agency 2013-2015
Appendix B: All COG-reviewed CJD Grants PY 2015-2017
Appendix C: Asset Forfeiture Data FY 2015
Appendix D: Federal DOJ Direct Grants FY 2014-2016
Appendix E: Evidence-Based Practices by fund source

Included for Reference

Texas Council on Family Violence Service Provider List
--

Plan Year 2018 Reasonable Budget Expectations

Funding Source			
JAG - Byrne Justice Assistance	Juvenile Justice	VAWA - Violence Against Women Act	VOCA - Victims of Crime Act
\$157,981	\$97,967	\$111,092	\$1,963,449

Prior Years CJD Grant Totals by County

County	2015	2016		2017		Grand Total
	COG - Reviewed	COG - Reviewed	Not COG - Reviewed	COG - Reviewed	Not COG - Reviewed	
Bell	\$326,190	\$825,826	\$249,842	\$273,798	\$41,292	\$1,716,947
Coryell	\$9,871	\$64,612		\$194,430		\$268,913
Lampasas	\$76,100			\$106,150	\$20,856	\$203,106
Milam	\$30,472	\$226,727		\$142,000	\$17,662	\$416,861
Mills	\$56,208	\$87,533		\$41,327	\$3,632	\$188,700
San Saba	\$135,816	\$138,642		\$357,128		\$631,586
Grand Total	\$634,657	\$1,343,340	\$249,842	\$1,114,832	\$83,442	\$3,426,113

Notes:

- All funding totals derived from CJD eGrants system.
- County aggregations reflect only the primary county affected by each grant.

Prior Years CJD Grant Totals by Fund Source

Funding Category	2015	2016		2017		Grand Total
	COG - Reviewed	COG - Reviewed	Not COG - Reviewed	COG - Reviewed	Not COG - Reviewed	
Coverdell National Forensic Sciences Improvement Act						
Crime Stoppers						
Internet Crimes Against Children						
JAG - Byrne Justice Assistance	\$137,419	\$136,465		\$122,135		\$396,019
Juvenile Justice	\$122,178	\$98,340		\$118,788		\$339,305
Other State-Funded Criminal Justice Planning				\$70,000		\$70,000
RSAT - Residential Substance Abuse Treatment						
Regional Law Enforcement Training Academies			\$220,897			\$220,897
Sexual Assault Prevention			\$28,946		\$41,292	\$70,238
State Body-Worn Camera (BWC) Program					\$23,334	\$23,334
State County Essentials Program						
State NIBRS Grants					\$18,816	\$18,816
Texas Anti-Gang (TAG) Program						
Victims of Crime Act	\$375,061	\$1,056,535		\$751,910		\$2,183,505
Violence Against Women Act		\$52,000		\$52,000		\$104,000
Grand Total	\$634,657	\$1,343,340	\$249,842	\$1,114,832	\$83,442	\$3,426,113

Notes:

- All funding totals derived from CJD eGrants system.
- County aggregations reflect only the primary county affected by each grant.

Crime Summary

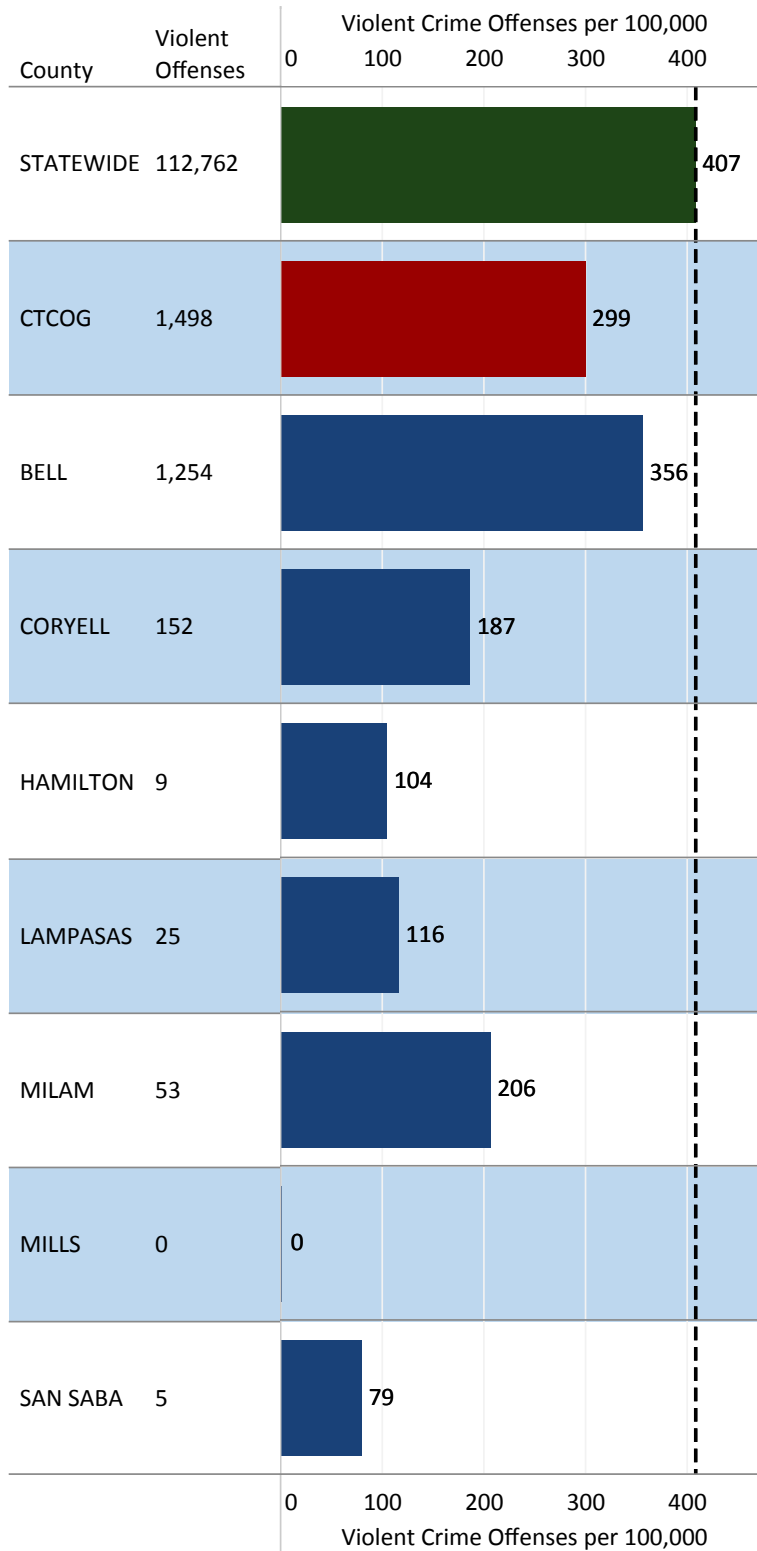
County	Violent Crime Offenses	Violent Crime Rate	Property Crime Offenses	Property Crime Rate	Family Violence Offenses	Family Violence Rate	Youth Property Clearances	Youth Property Clearances Rate	Youth Violent Clearances	Youth Violent Clearances Rate
STATEWIDE	112,762	407	775,366	2,800	194,870	704	12,813	386	3,748	113
CTCOG	1,498	299	11,657	2,328	4,350	869	234	411	58	102
BELL	1,254	356	9,312	2,644	3,374	958	201	508	40	101
CORYELL	152	187	1,265	1,556	659	810	17	165	10	97
HAMILTON	9	104	130	1,502	22	254	1	124	0	0
LAMPASAS	25	116	350	1,631	135	629	5	219	3	131
MILAM	53	206	524	2,034	114	443	8	272	5	170
MILLS	0	0	40	791	8	158	1	169	0	0
SAN SABA	5	79	36	572	38	604	1	196	0	0

Notes:

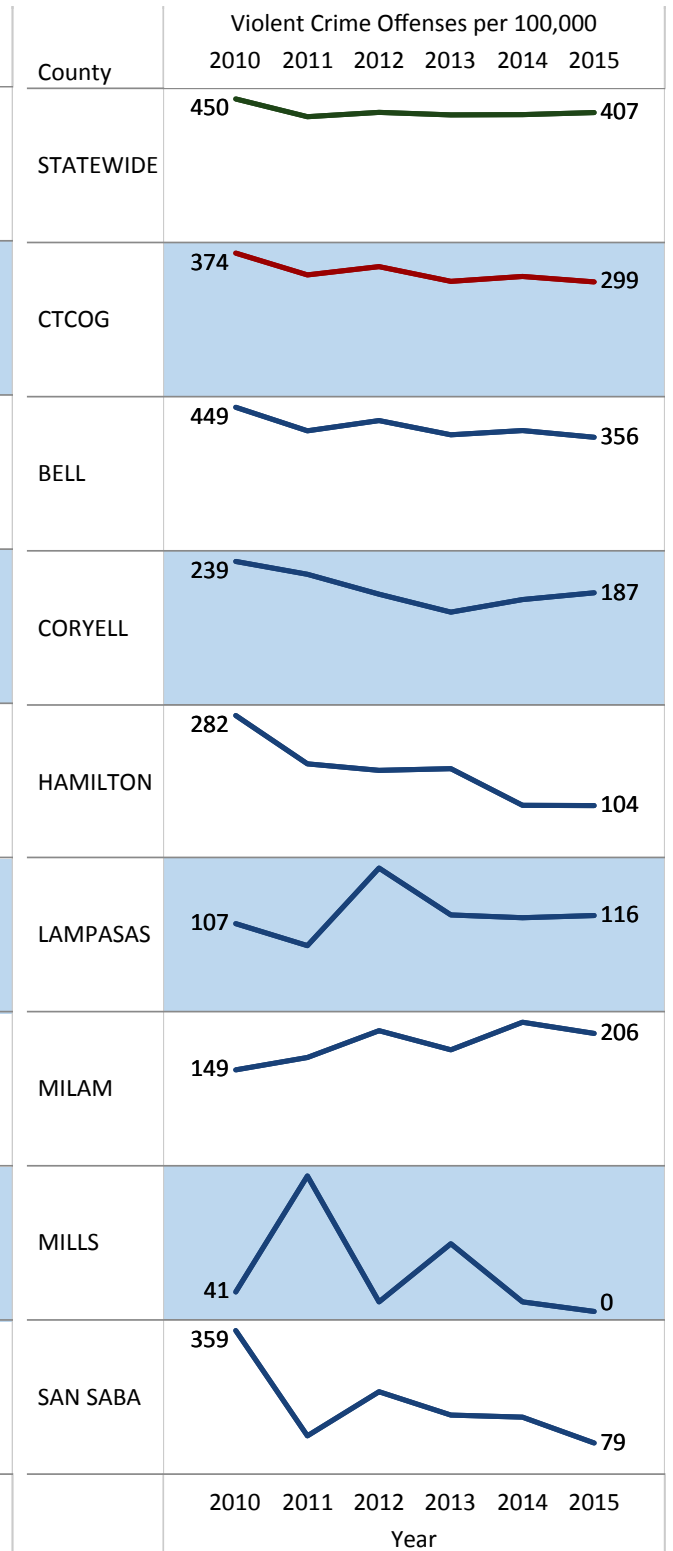
-Adult rate is offenses per 100,000 total population.

-Youth rate is clearances where the offender was under the age of 18 per 100,000 youth aged 10-17.

Violent Crime Rate - 2015



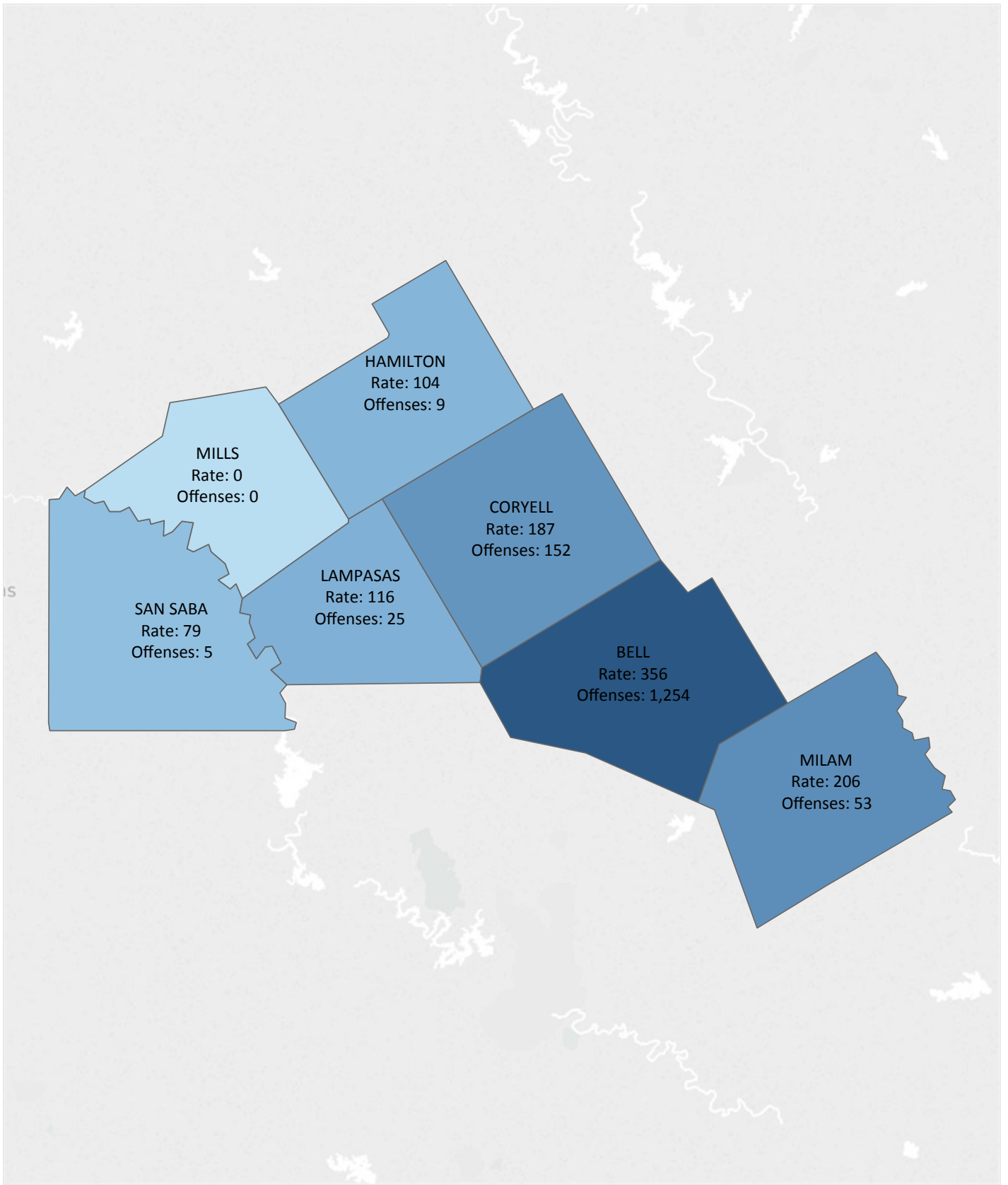
Violent Crime Rate - Over Time



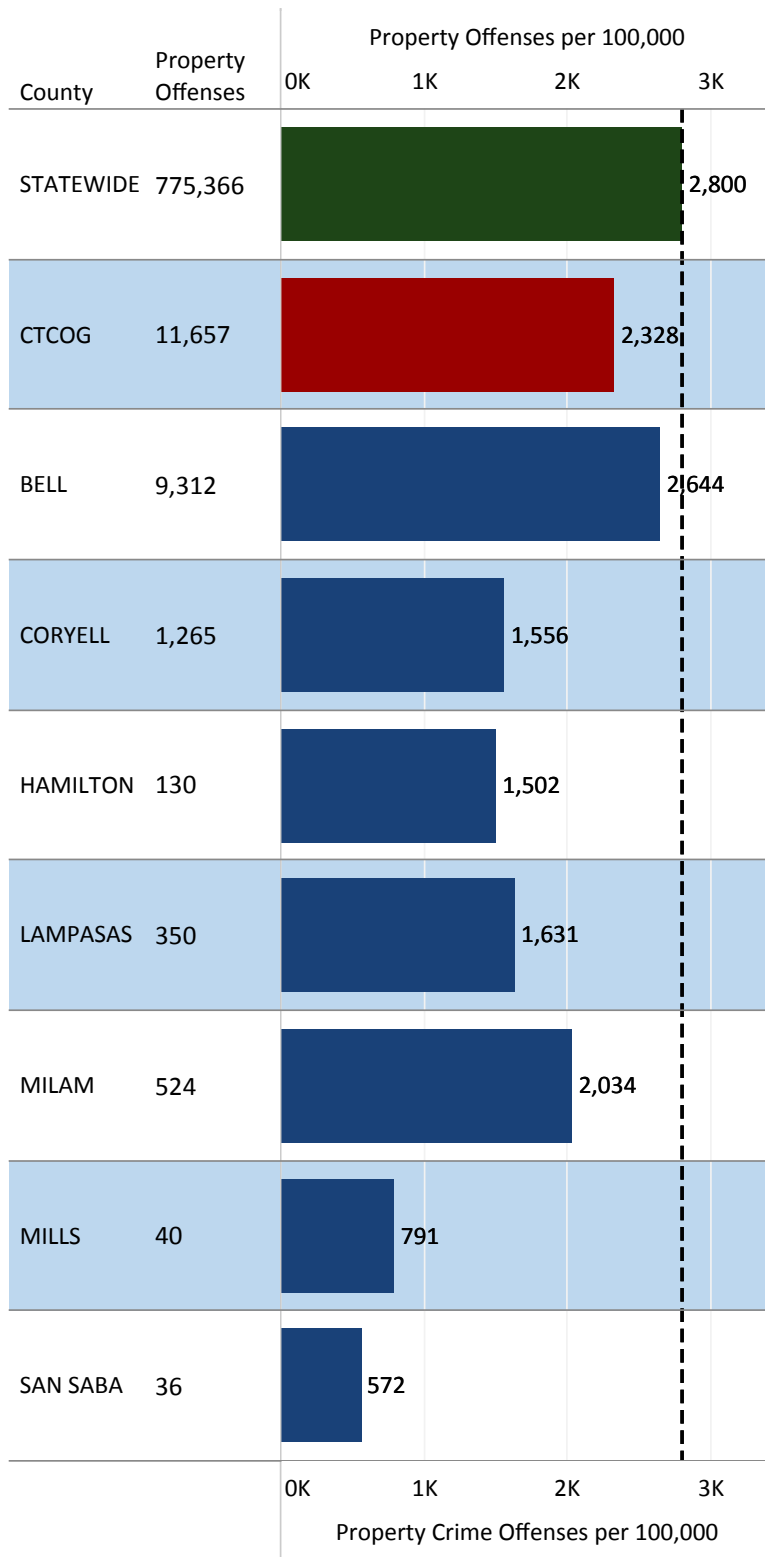
Notes:

- Rate is combined Uniform Crime Reporting-defined Murder, Rape, Robbery, and Assault offenses per 100,000 total population.
- Any missing data is missing from original agency reports to Department of Public Safety report.

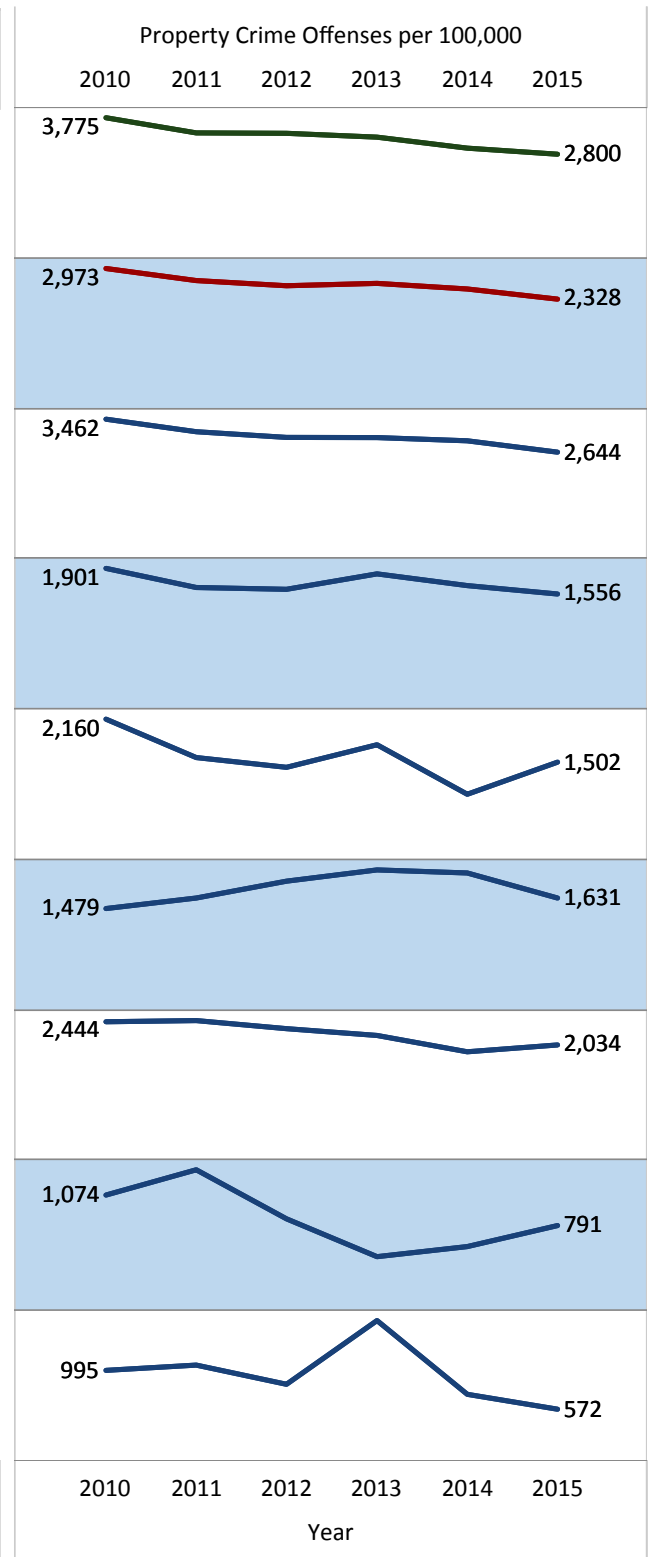
Violent Crime Rate - 2015



Property Crime Rate - 2015



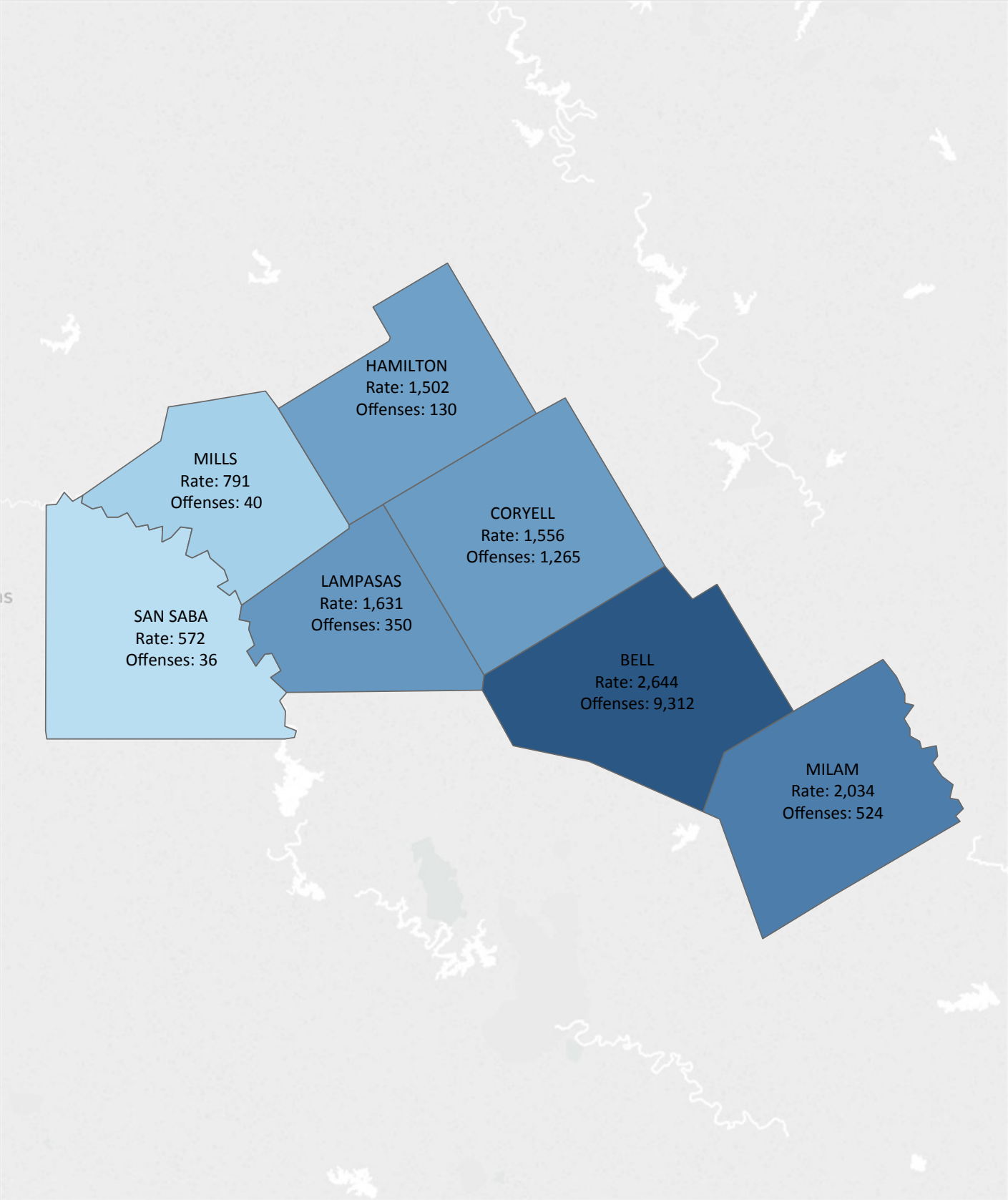
Property Crime Rate - over time



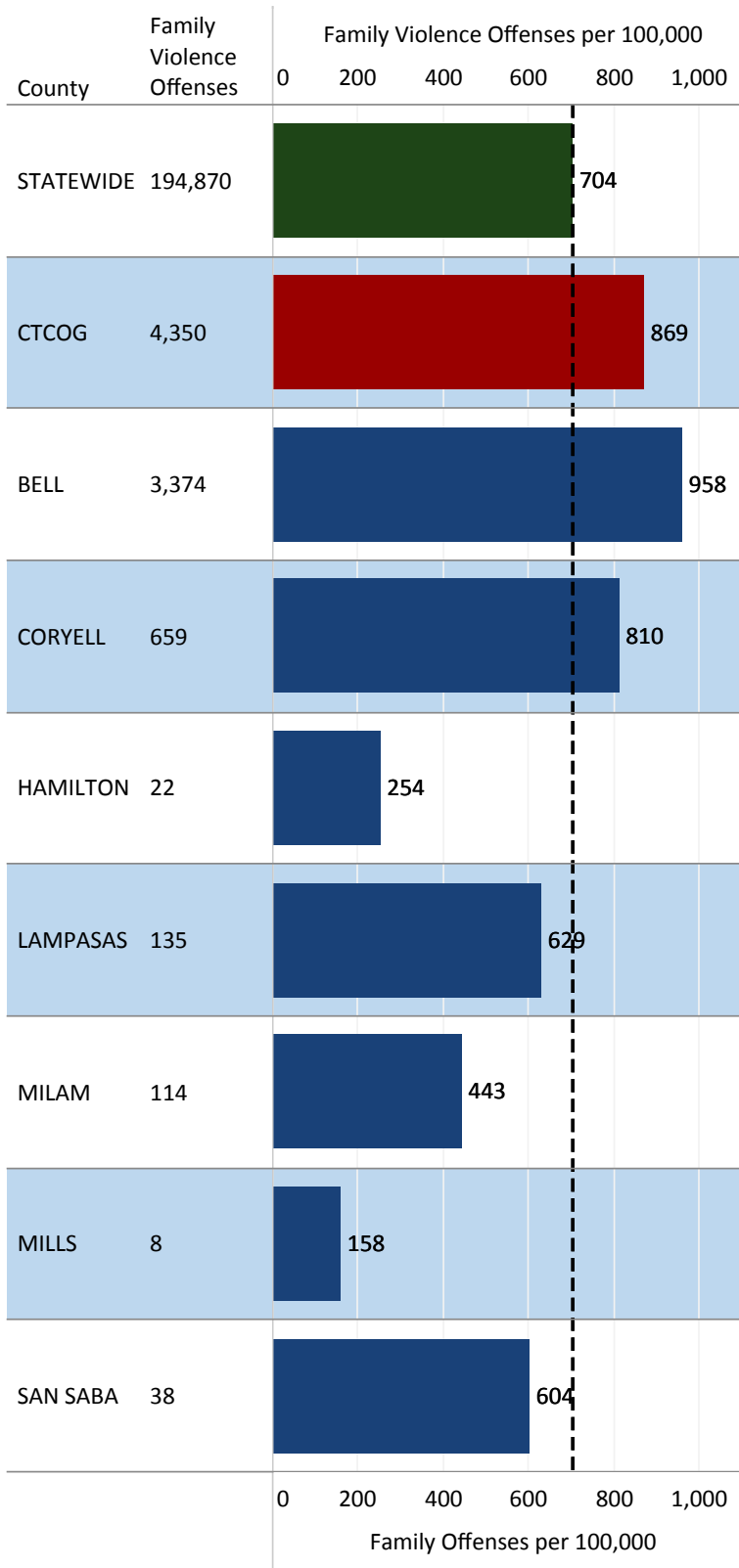
Notes:

- Rate is combined Uniform Crime Reporting-defined Burglary, Larceny, and Auto Theft offenses per 100,000 total population.
- Any missing data is missing from original agency reports to Department of Public Safety report.

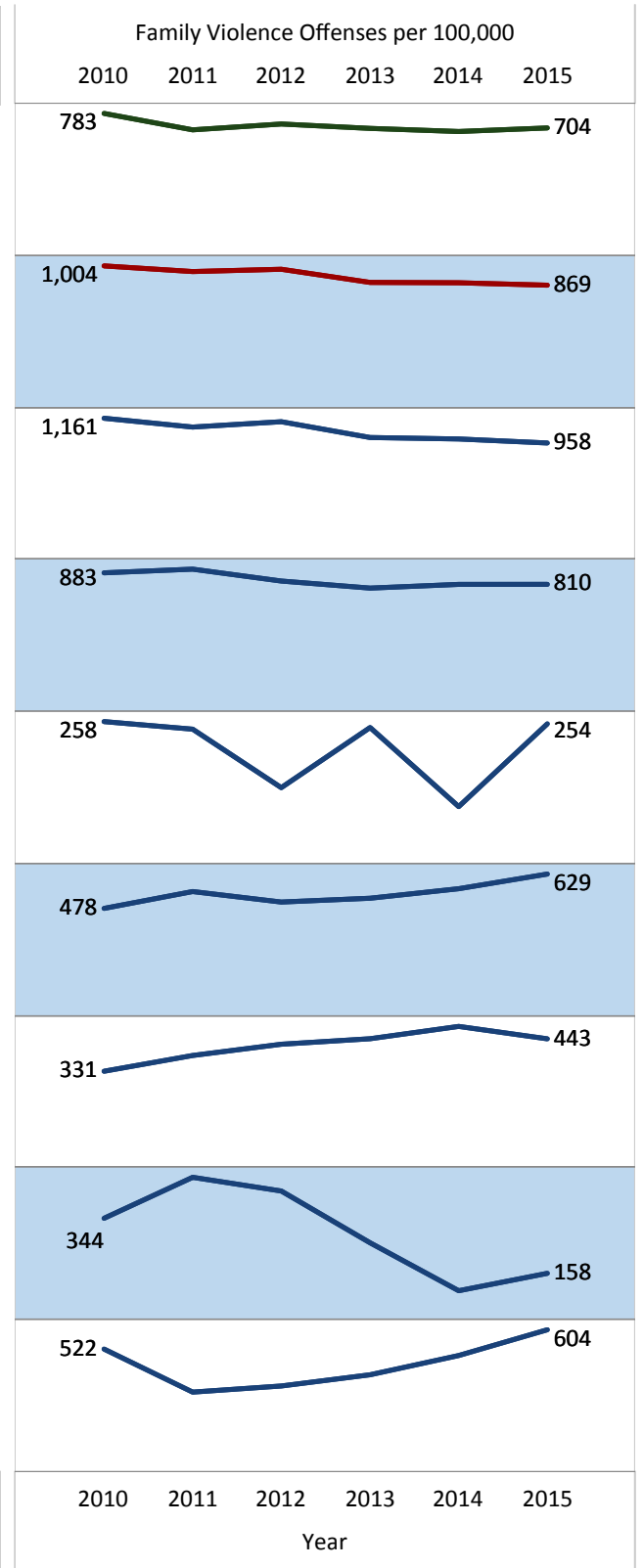
Property Crime Rate - 2015



Family Violence Rate - 2015



Family Violence Rate - over time

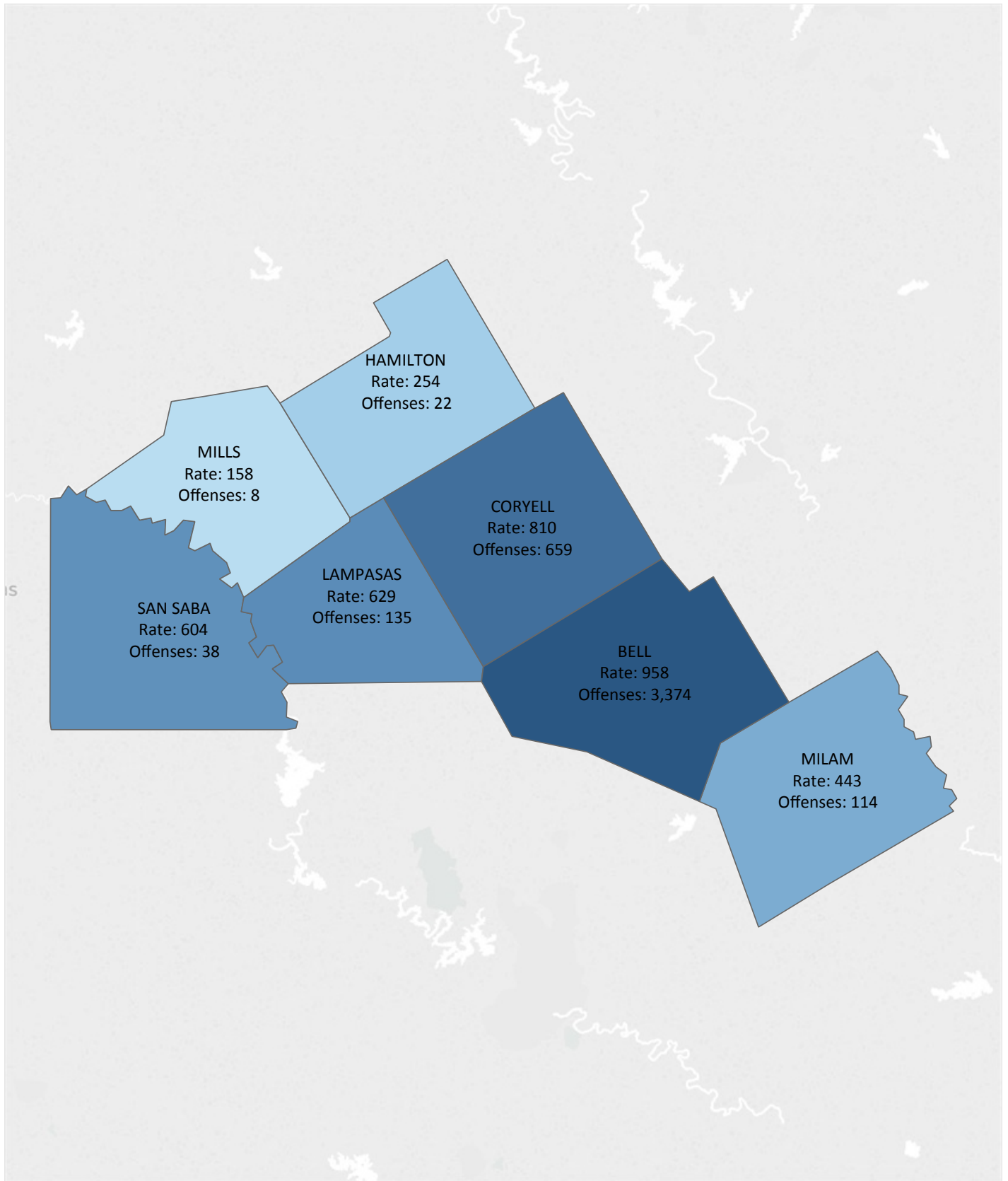


Notes:

-Rate is Department of Public Safety-defined Family Violence offenses per 100,000 total population.

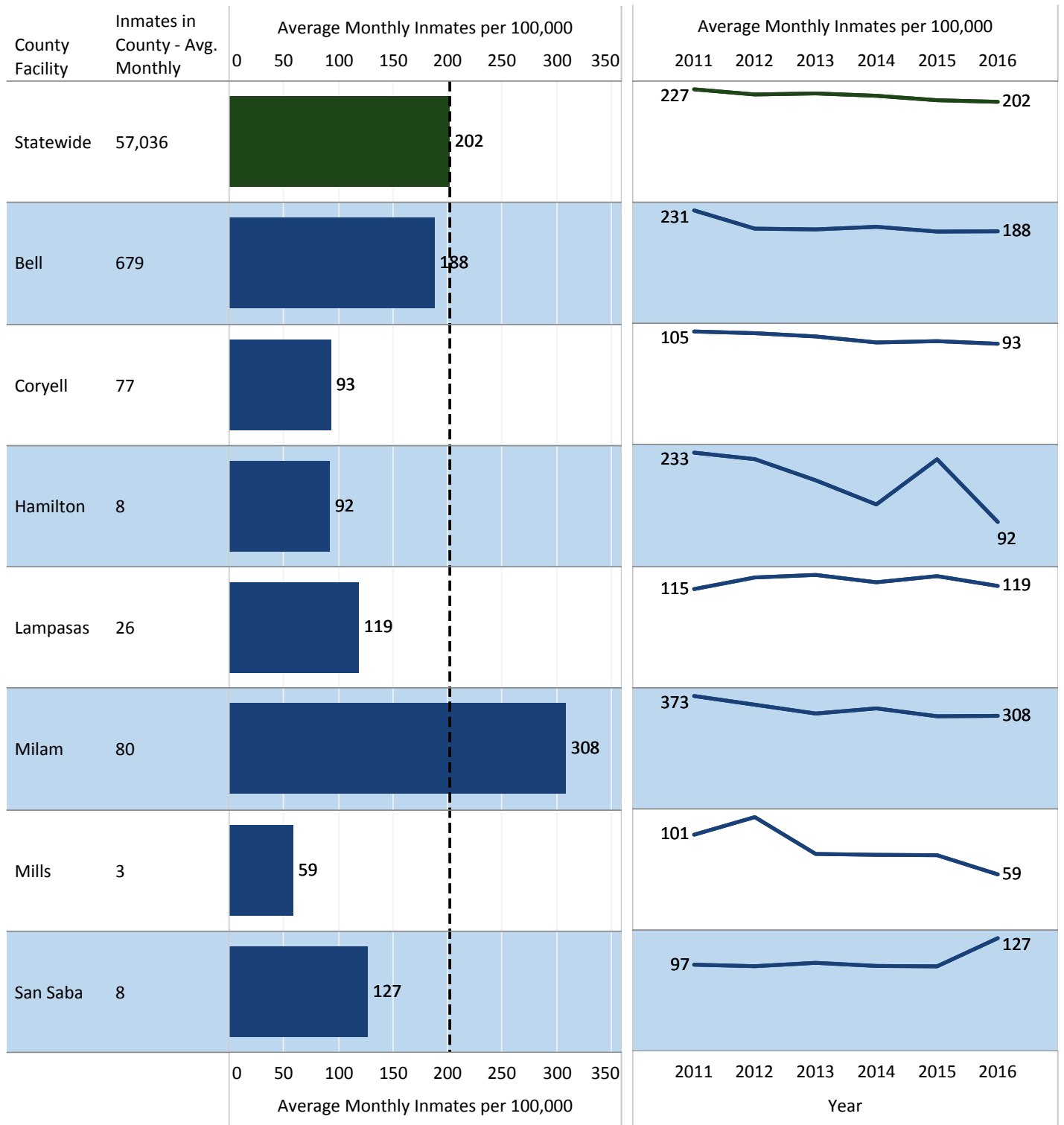
-Any missing data is missing from original Department of Public Safety reporting.

Family Violence Rate - 2015



Average Monthly Locally Held Jail Population - 2016

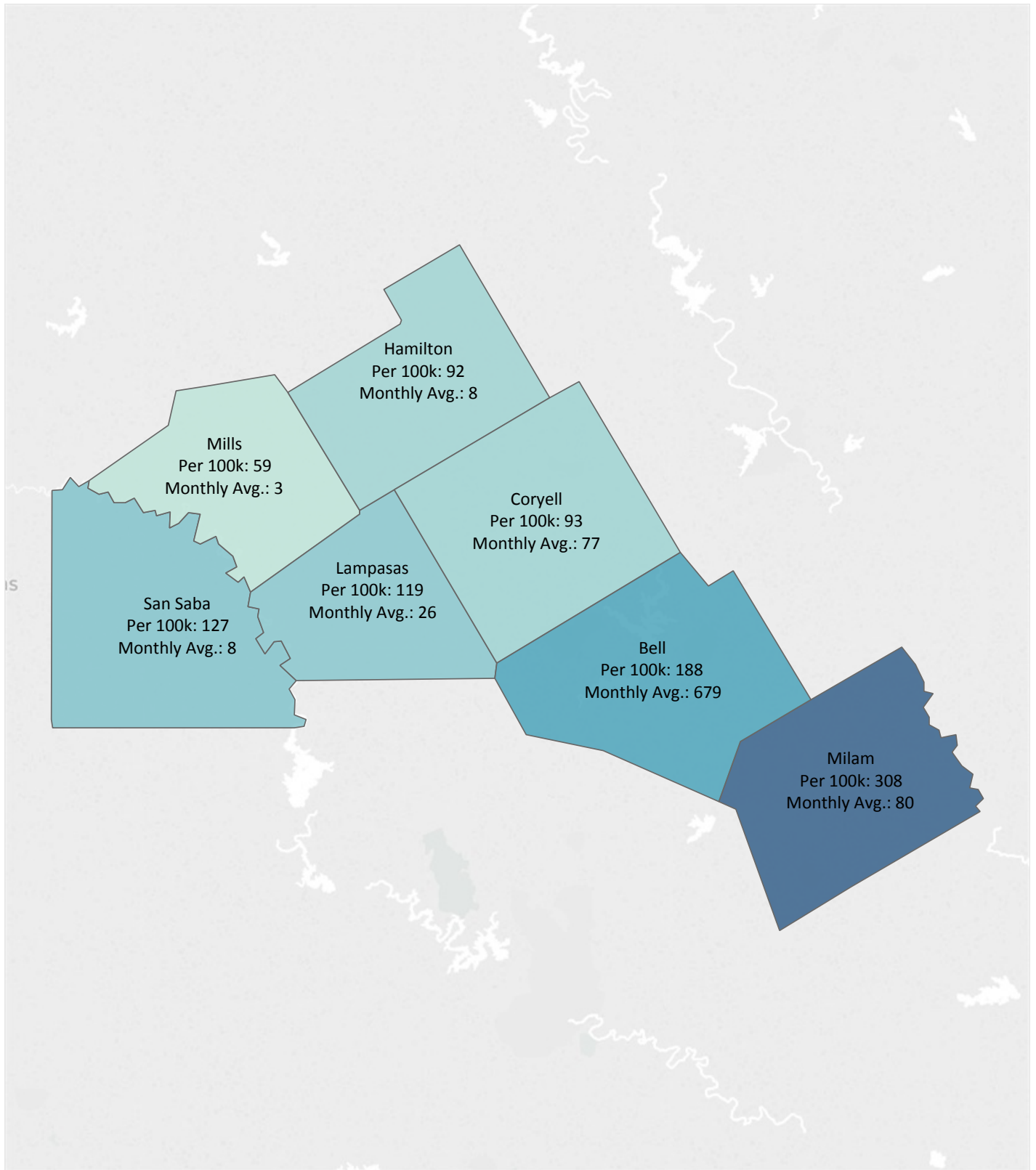
Average Jail Population - over time



Notes:

- (P) denotes private facility.
- Monthly averages for 2011 and 2016 are 11-month averages, not 12-month. 01_2011 and 12_2016 data are missing.
- Any missing data, with the exception of the two months mentioned above, is missing from original reporting collected by Texas Commission on Jail Standards.

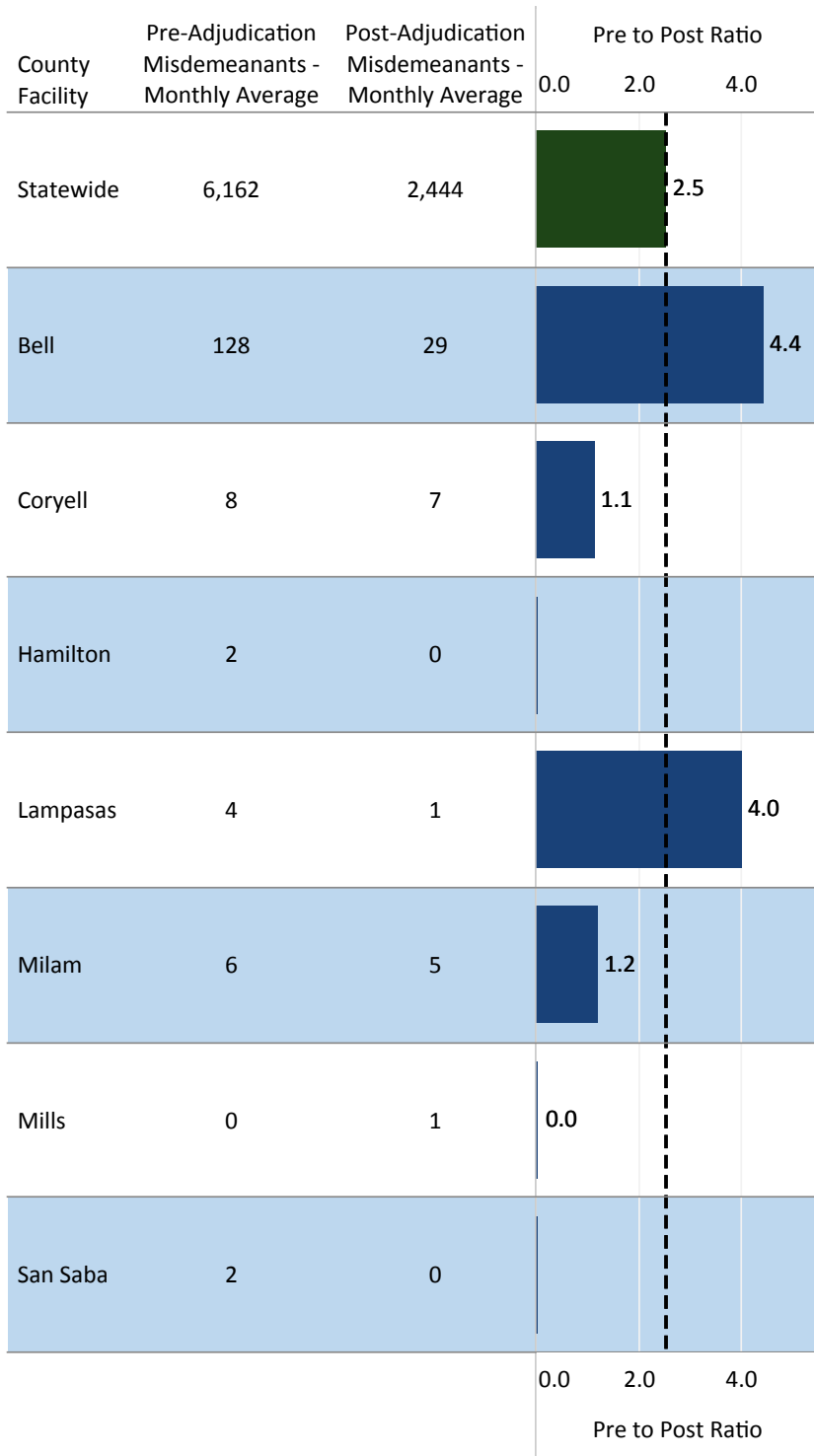
Average Monthly Locally Held Inmates - 2016



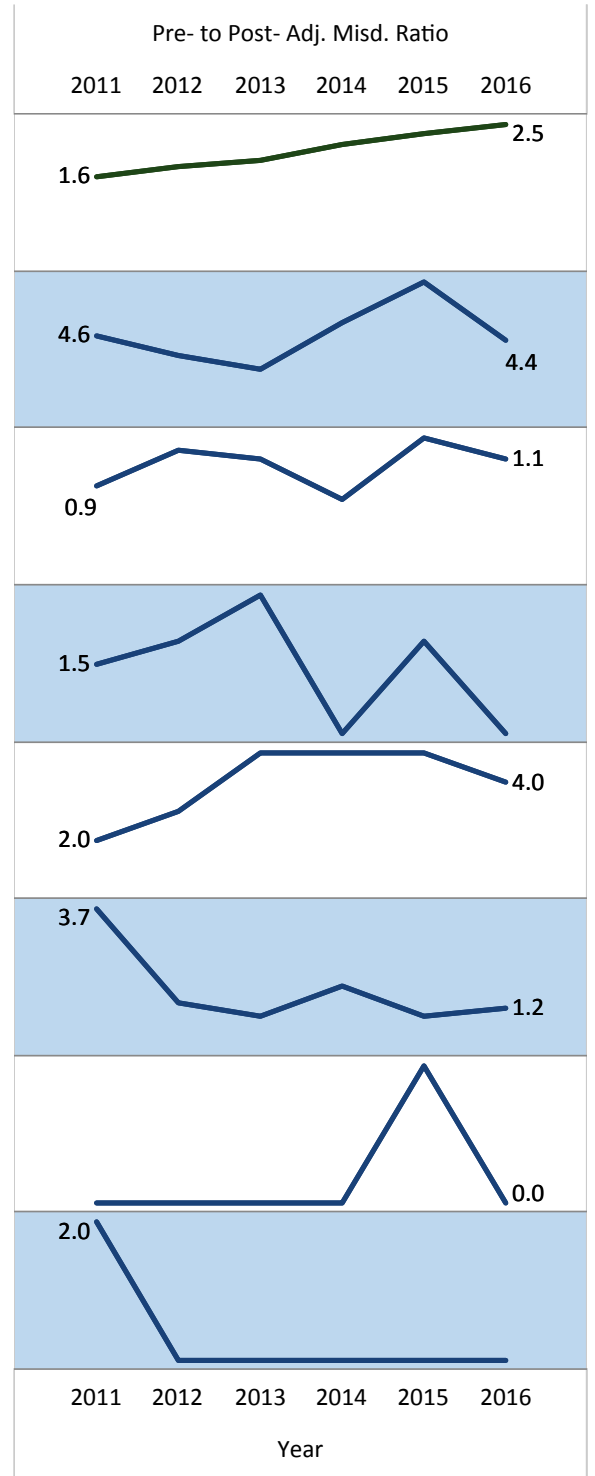
Notes:

-For counties with multiple facilities, the above numbers reflect the combined total for all facilities in that county.

Average Monthly Misdemeanor Adjudication Ratio - 2016



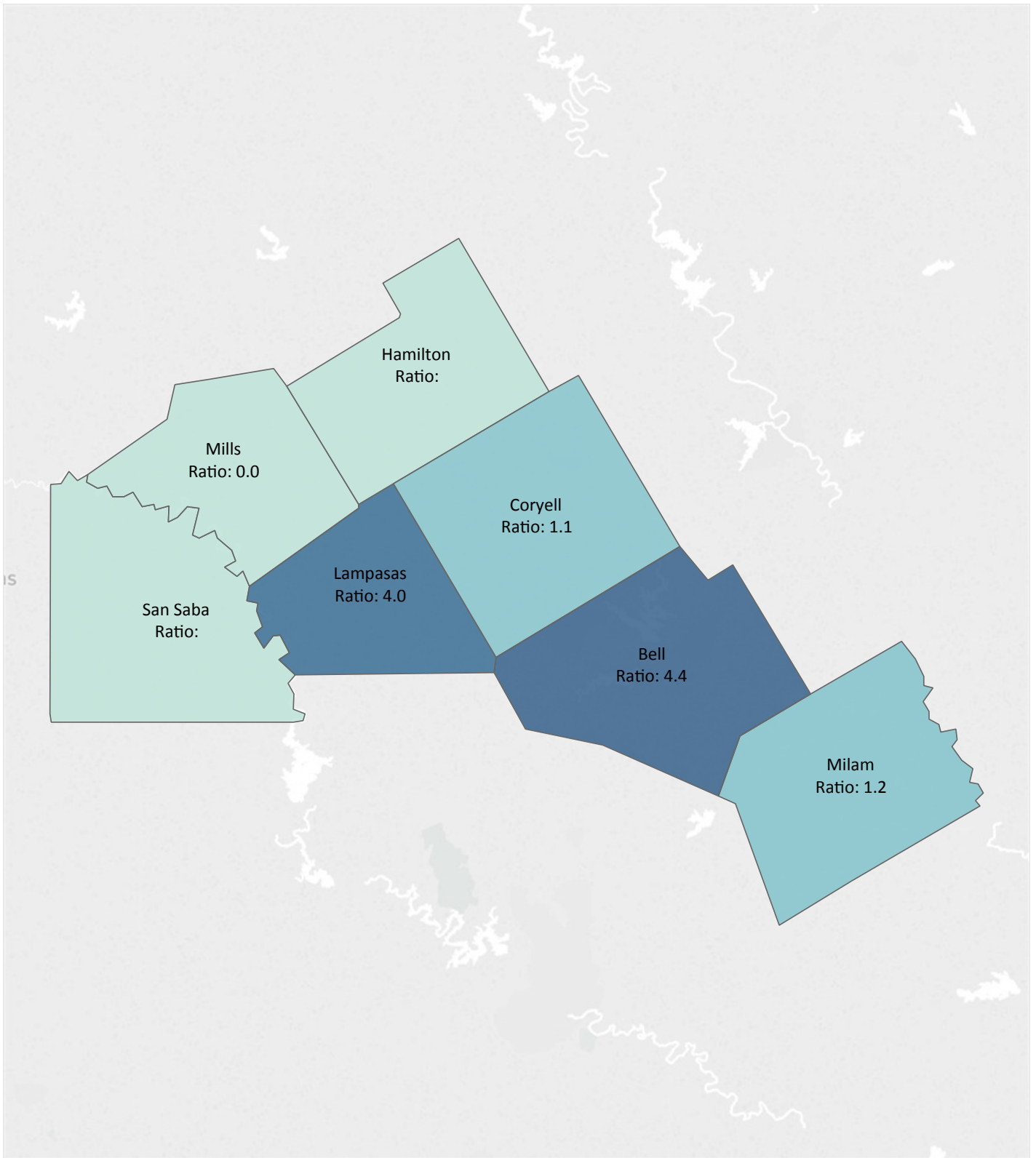
Adjudication Ratios - over time



Notes:

- Inmate counts are average monthly number of misdemeanants held locally during a given calendar year.
- (P) denotes private facility.
- Monthly averages for 2011 and 2016 are 11-month averages, not 12-month. 01_2011 and 12_2016 data are missing.
- Any missing data, with the exception of the two months mentioned above, is missing from original reporting collected by Texas Commission on Jail Standards.

Misdemeanor Adjudication Ratios - 2016



Notes:

- For counties with multiple facilities, the above numbers reflect the combined total for all facilities in that county.
- A blank ratio indicates a monthly average of zero post-adjudication misdemeanants.

Top 10 Largest Agencies by UCR Jurisdictional Population - 2015

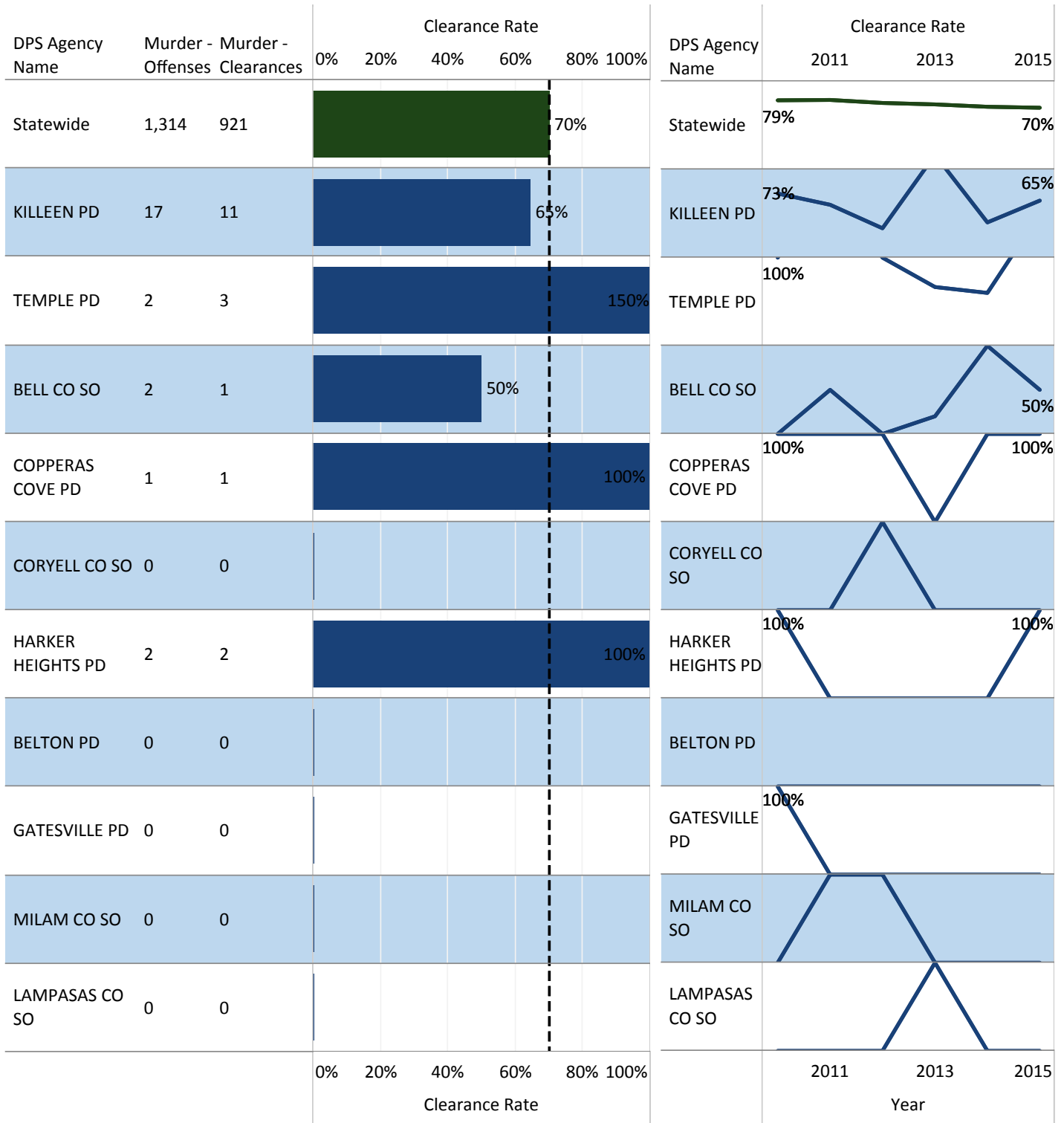
DPS Agency Name	County Name	UCR Jurisdictional Population Rank	UCR Jurisdictional Population	TCOLE Peace Office Count	Number of Officers Assaulted
KILLEEN PD	BELL	1	140,497	243	19
TEMPLE PD	BELL	2	71,780	145	0
BELL CO SO	BELL	3	58,377	102	1
COPPERAS COVE PD	CORYELL	4	33,105	49	0
CORYELL CO SO	CORYELL	5	27,345	38	0
HARKER HEIGHTS PD	BELL	6	28,935	47	1
BELTON PD	BELL	7	20,565	34	1
GATESVILLE PD	CORYELL	8	15,901	20	3
MILAM CO SO	MILAM	9	11,986	23	0
LAMPASAS CO SO	LAMPASAS	10	10,390	20	0

Notes:

- Texas Commission on Law Enforcement Peace Officer Certifications are as of 8/31/2015
- Number of Officers Assaulted is reported annually to the Department of Public Safety
- Any missing data is missing from original agency reporting to the Department of Public Safety and Texas Commission on Law Enforcement.

Murder Clearance Rate - 2015

Murder Clearance Rate - over time

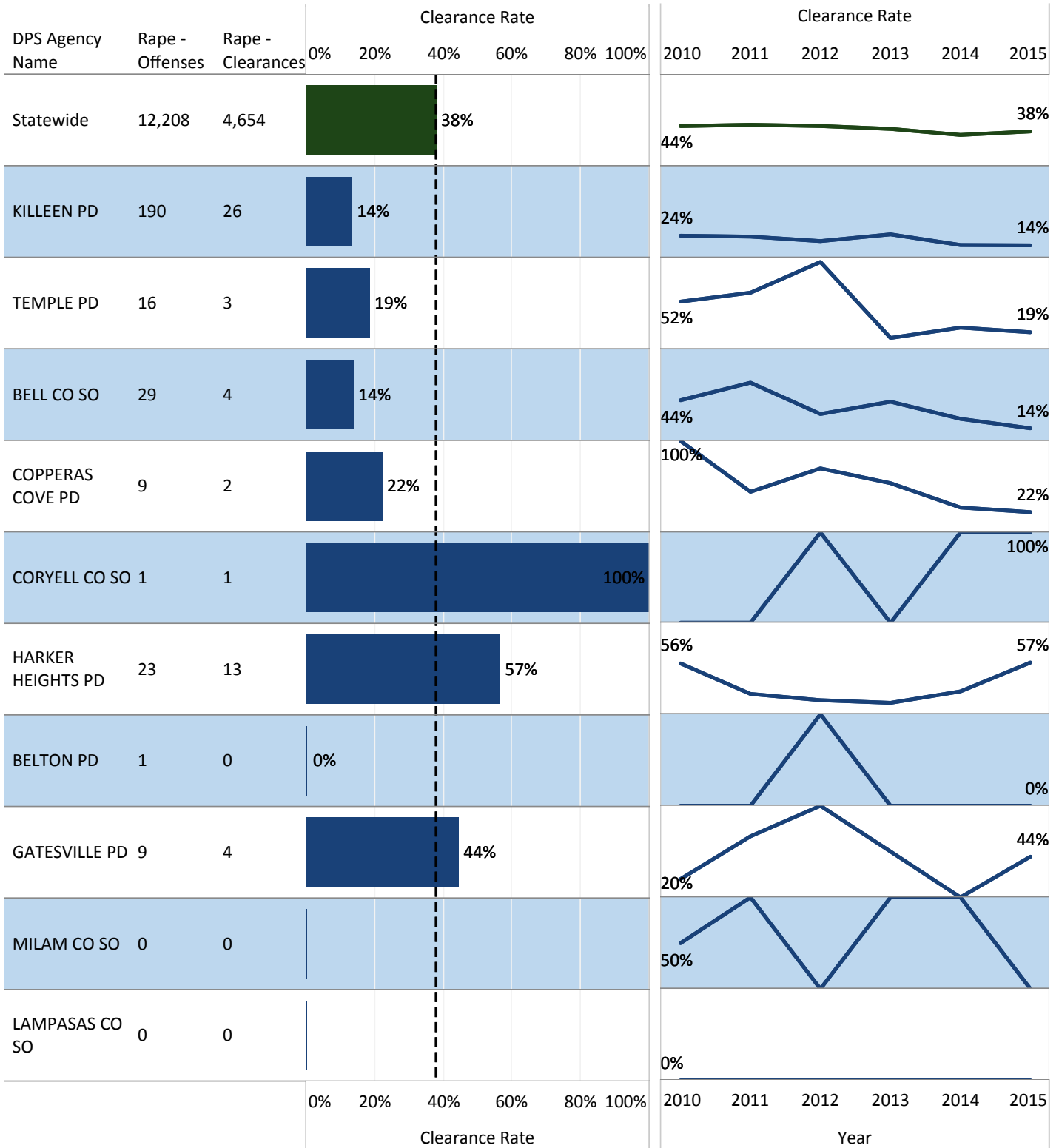


Notes:

- Clearance Rate is calculated as the number of clearances over the number of actual offences for the given reporting period.
- Clearance Rate may exceed 100% due to offenses from prior reporting period being cleared in current period.
- Any missing data is missing from original agency reporting to the Department of Public Safety.

Rape Clearance Rate - 2015

Rape Clearance Rate - over time

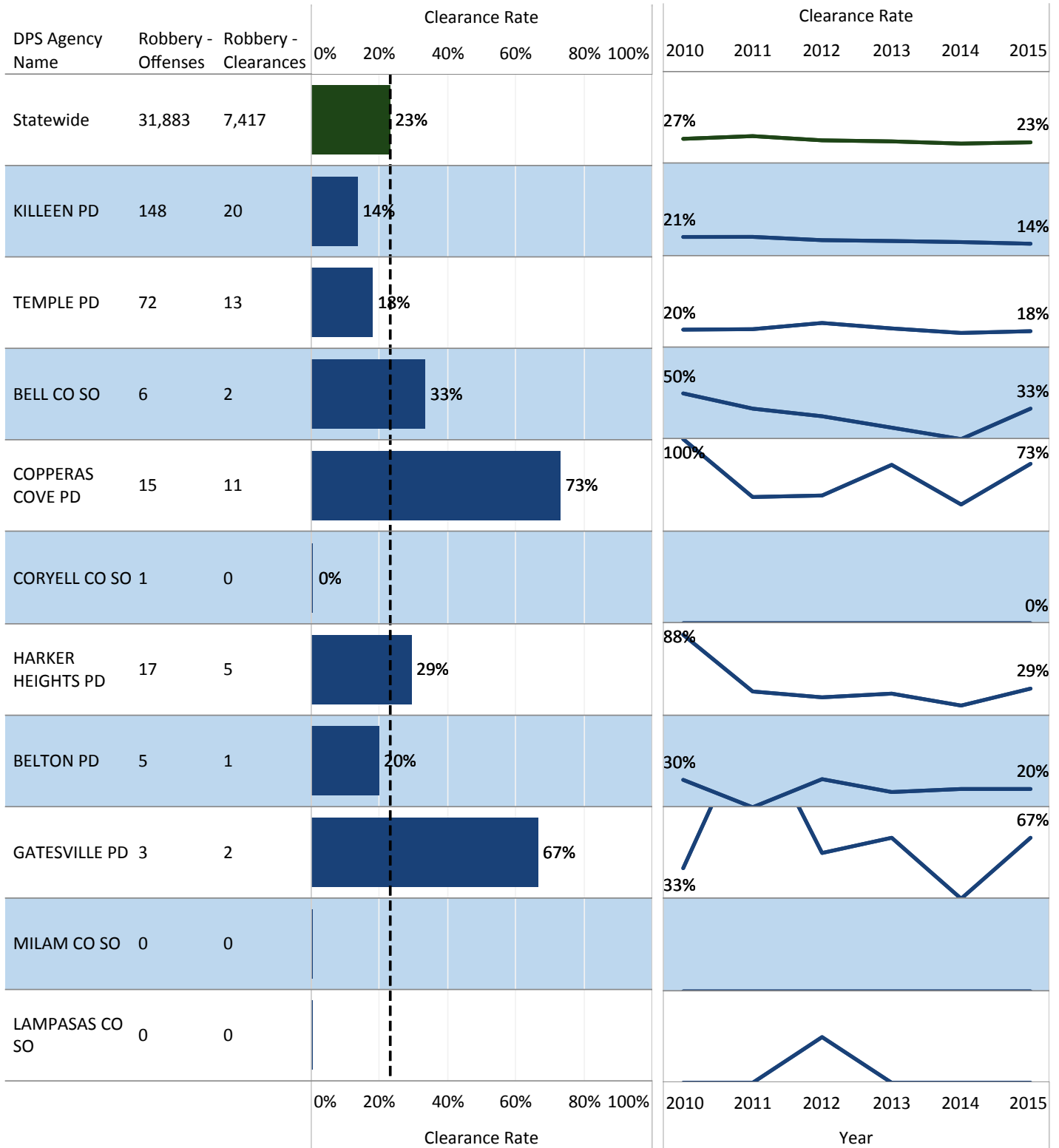


Notes:

- Clearance Rate is calculated as the number of clearances over the number of actual offences for the given reporting period.
- Clearance Rate may exceed 100% due to offenses from prior reporting period being cleared in current period.
- Any missing data is missing from original agency reporting to the Department of Public Safety.

Robbery Clearance Rate - 2015

Robbery Clearance Rate - over time

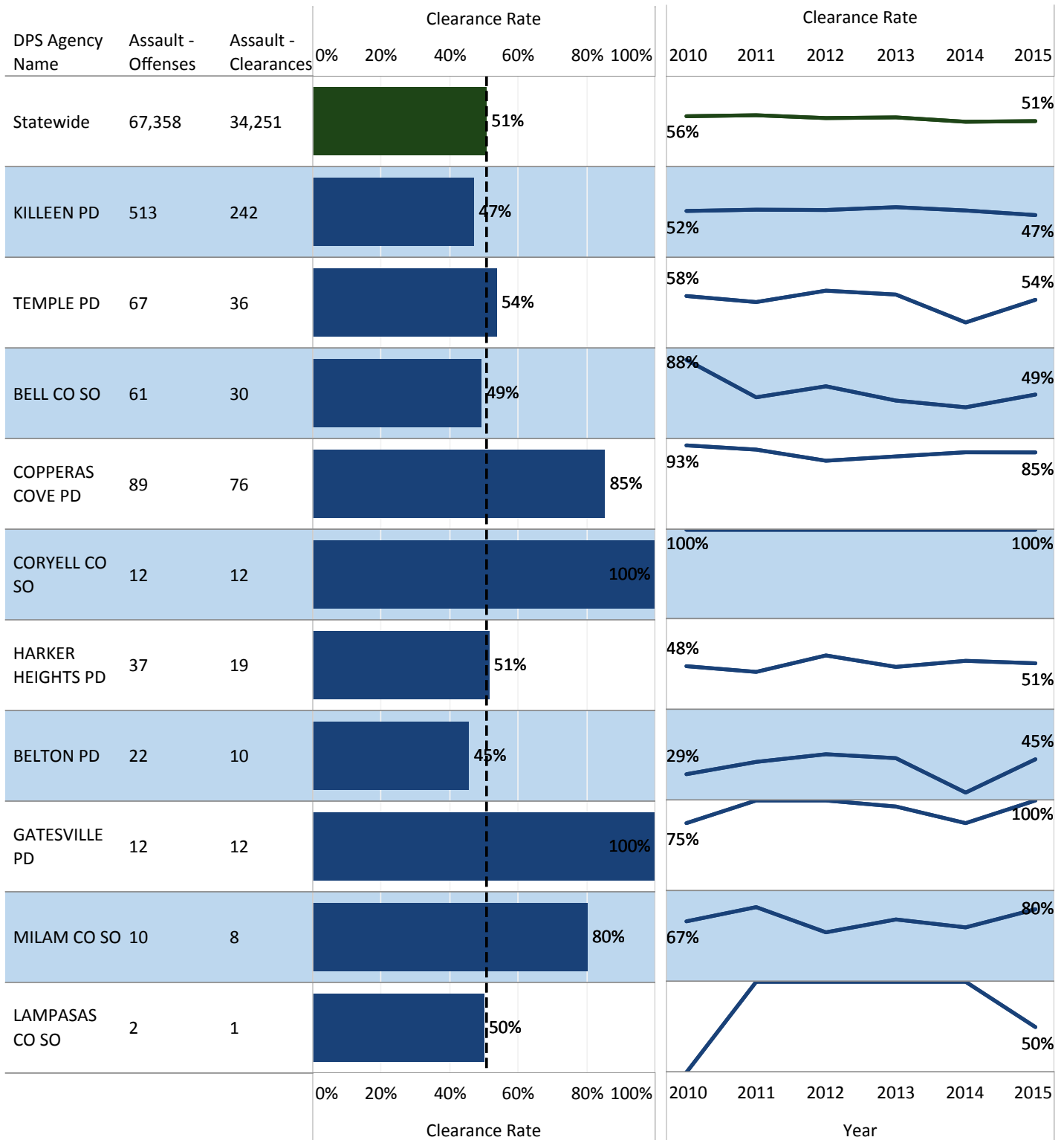


Notes:

- Clearance Rate is calculated as the number of clearances over the number of actual offences for the given reporting period.
- Clearance Rate may exceed 100% due to offenses from prior reporting period being cleared in current period.
- Any missing data is missing from original agency reporting to the Department of Public Safety.

Assault Clearance Rate - 2015

Assault Clearance Rate - over time

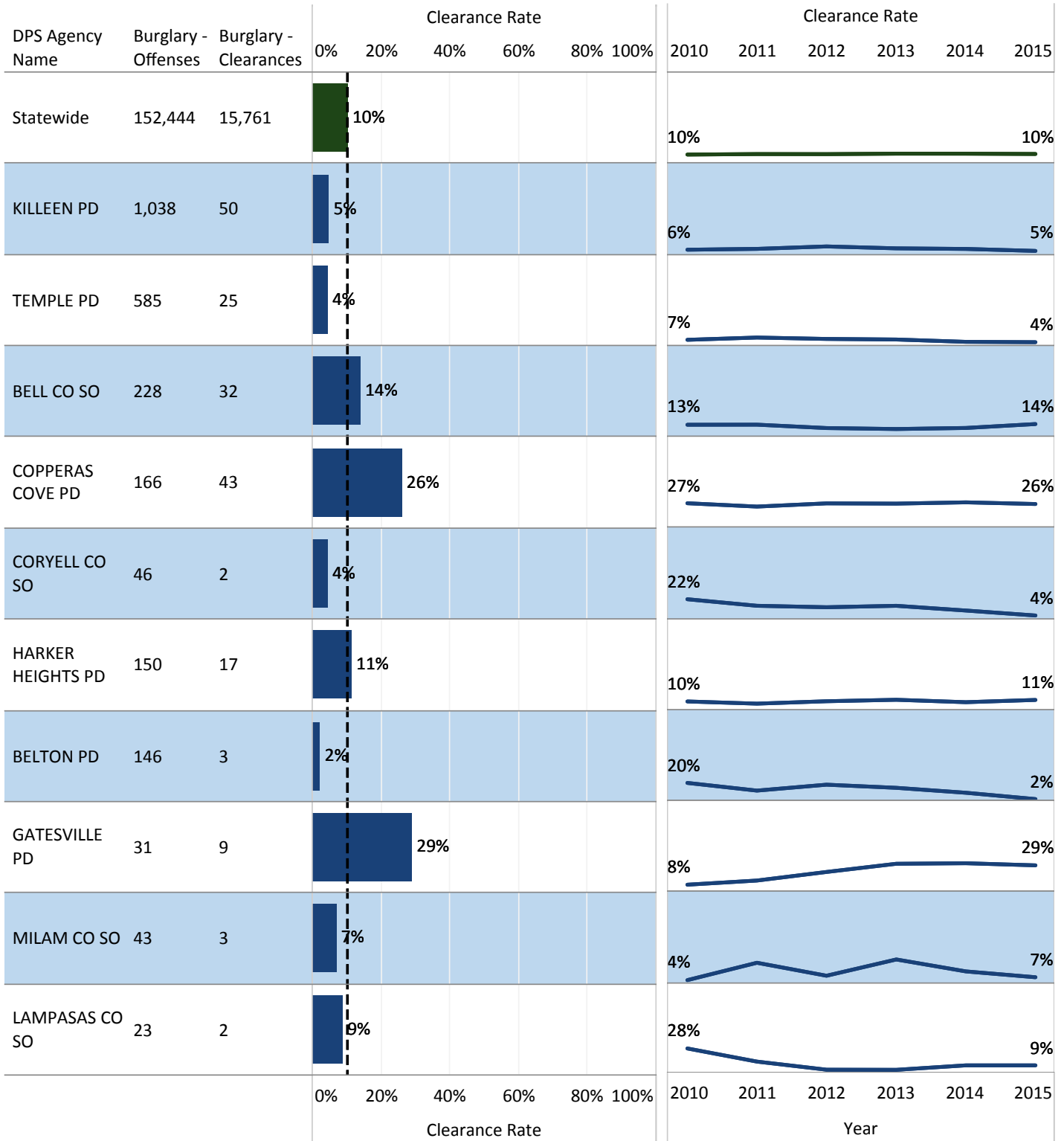


Notes:

- Clearance Rate is calculated as the number of clearances over the number of actual offences for the given reporting period.
- Clearance Rate may exceed 100% due to offenses from prior reporting period being cleared in current period.
- Any missing data is missing from original agency reporting to the Department of Public Safety.

Burglary Clearance Rate - 2015

Burglary Clearance Rate - over time

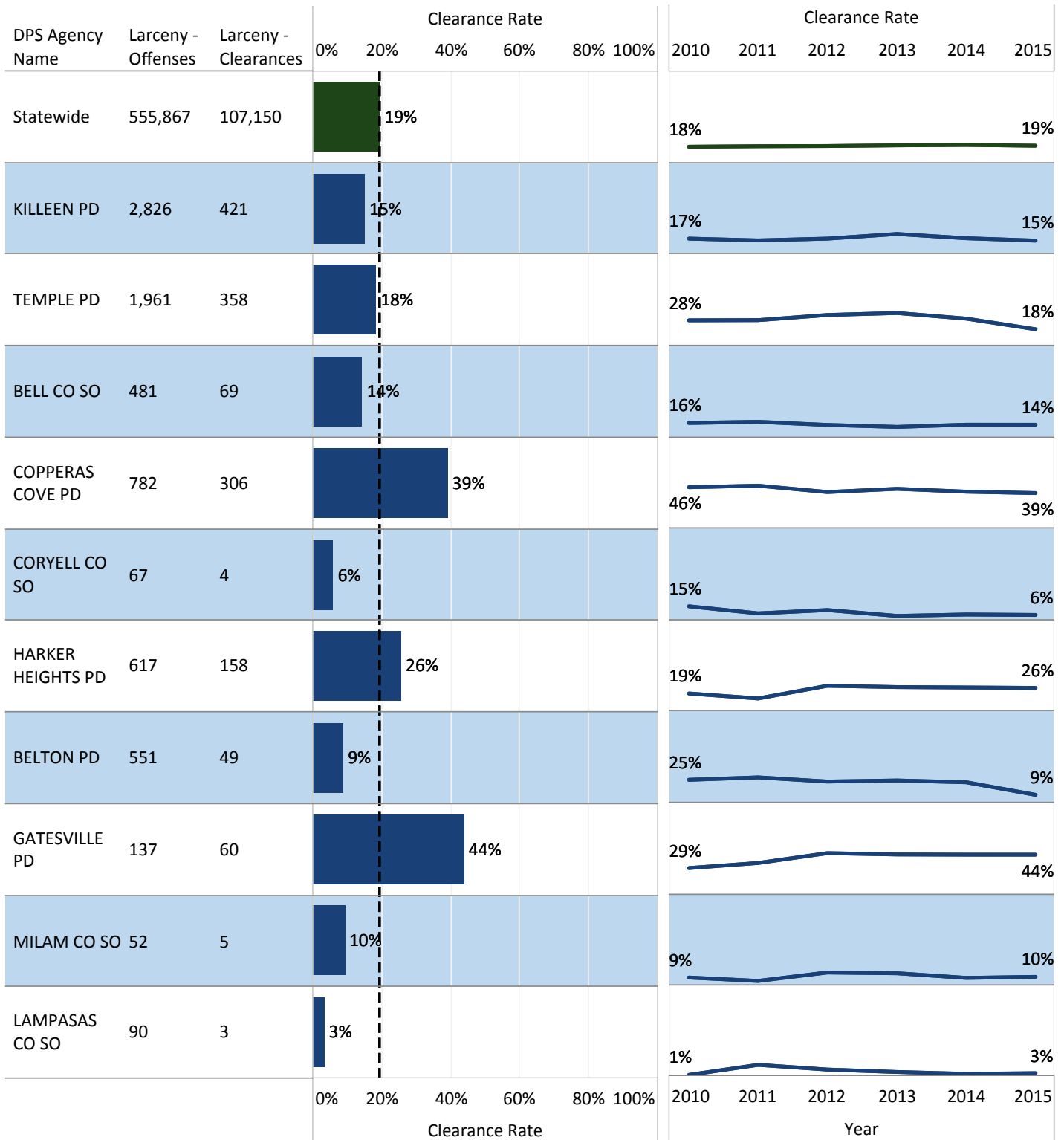


Notes:

- Clearance Rate is calculated as the number of clearances over the number of actual offences for the given reporting period.
- Clearance Rate may exceed 100% due to offenses from prior reporting period being cleared in current period.
- Any missing data is missing from original agency reporting to the Department of Public Safety.

Larceny Clearance Rate - 2015

Larceny Clearance Rate - over time

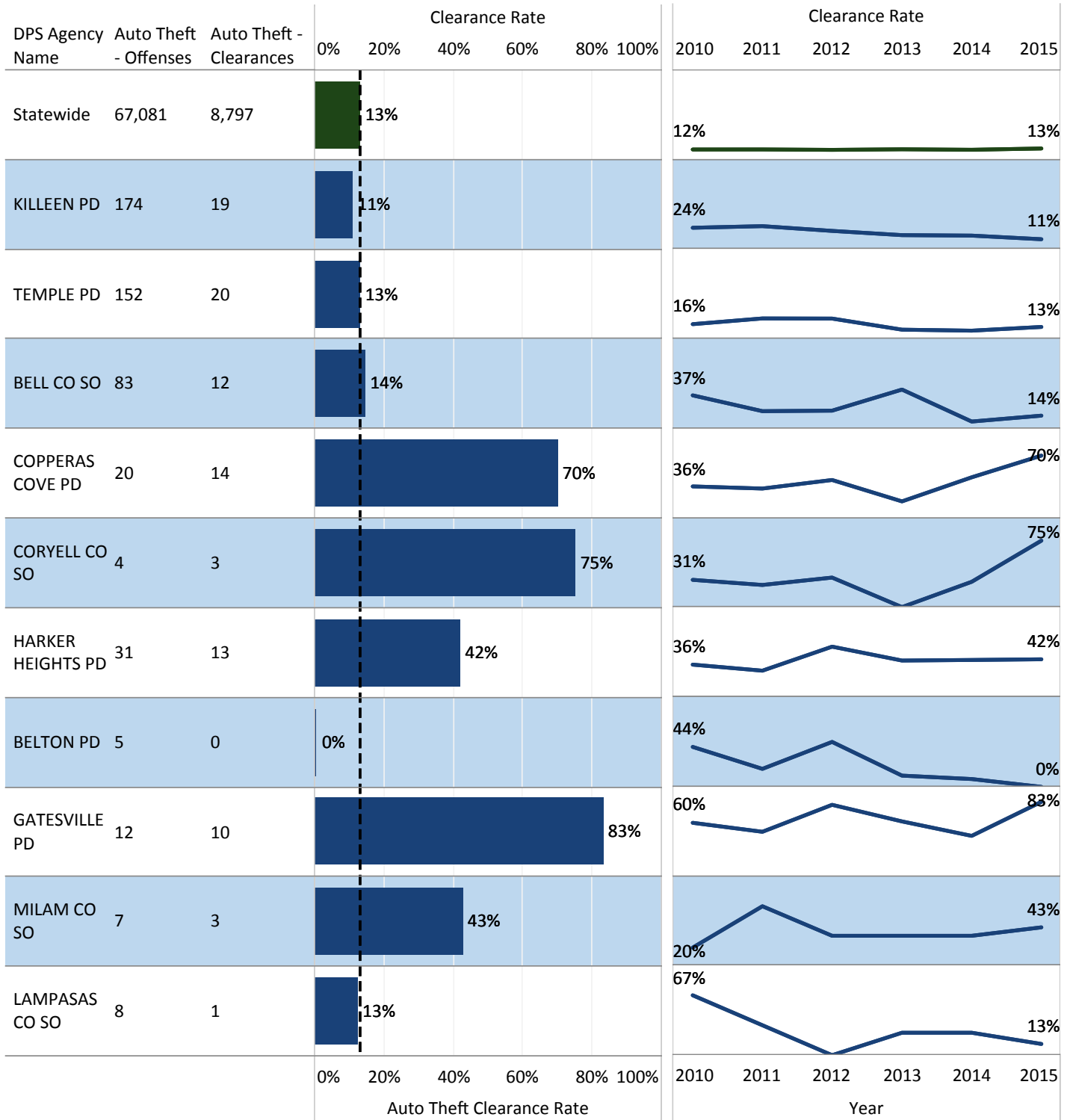


Notes:

- Clearance Rate is calculated as the number of clearances over the number of actual offences for the given reporting period.
- Clearance Rate may exceed 100% due to offenses from prior reporting period being cleared in current period.
- Any missing data is missing from original agency reporting to the Department of Public Safety.

Auto Theft Clearance Rate - 2015

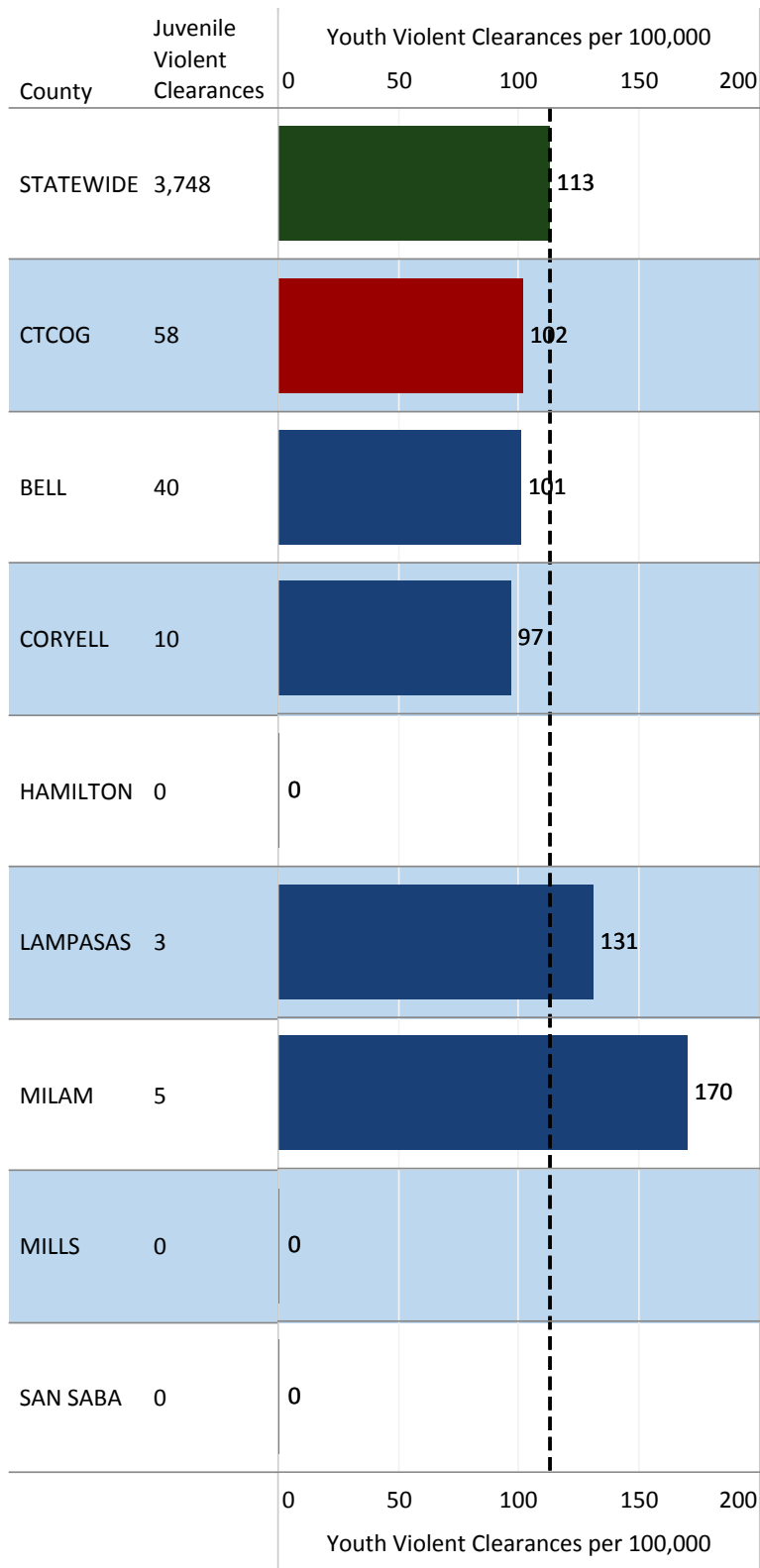
Auto Theft Clearance - over time



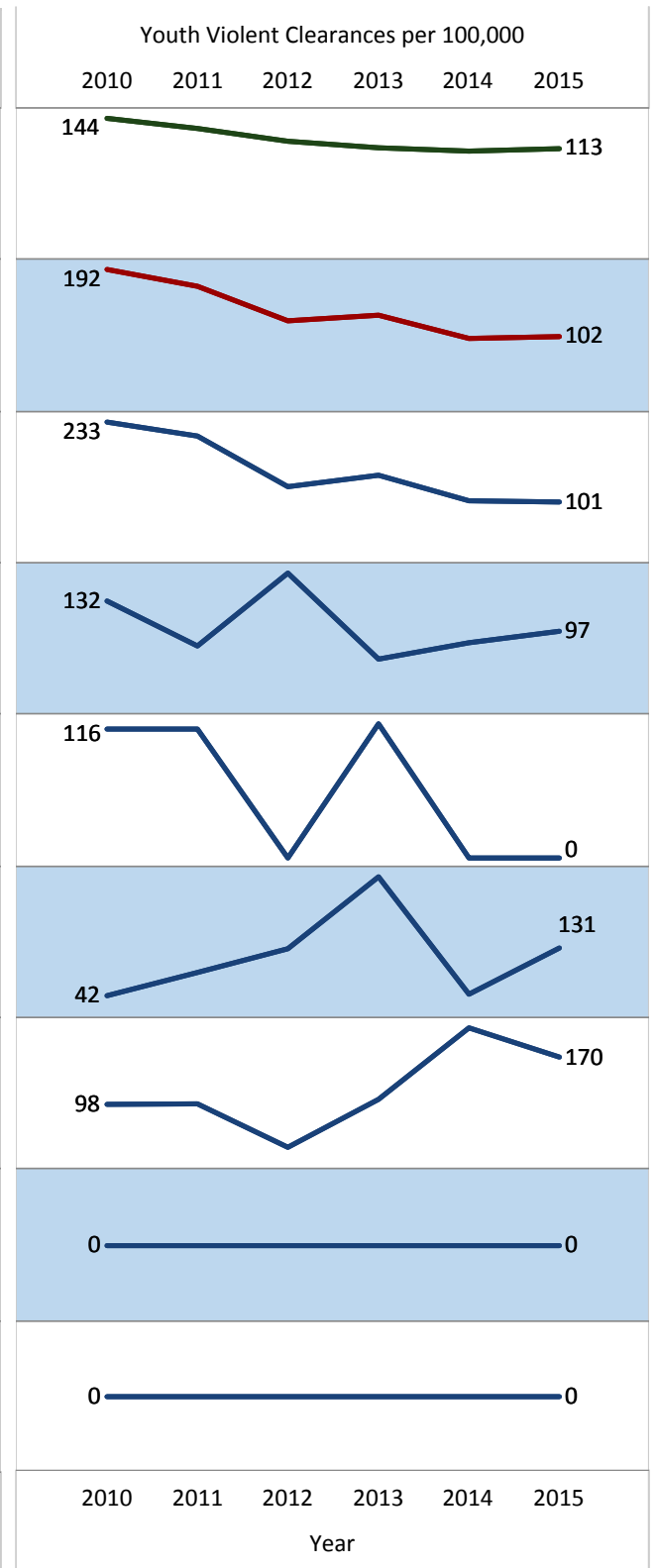
Notes:

- Clearance Rate is calculated as the number of clearances over the number of actual offences for the given reporting period.
- Clearance Rate may exceed 100% due to offenses from prior reporting period being cleared in current period.
- Any missing data is missing from original agency reporting to the Department of Public Safety.

Youth Violent Crime Offenses Cleared - 2015



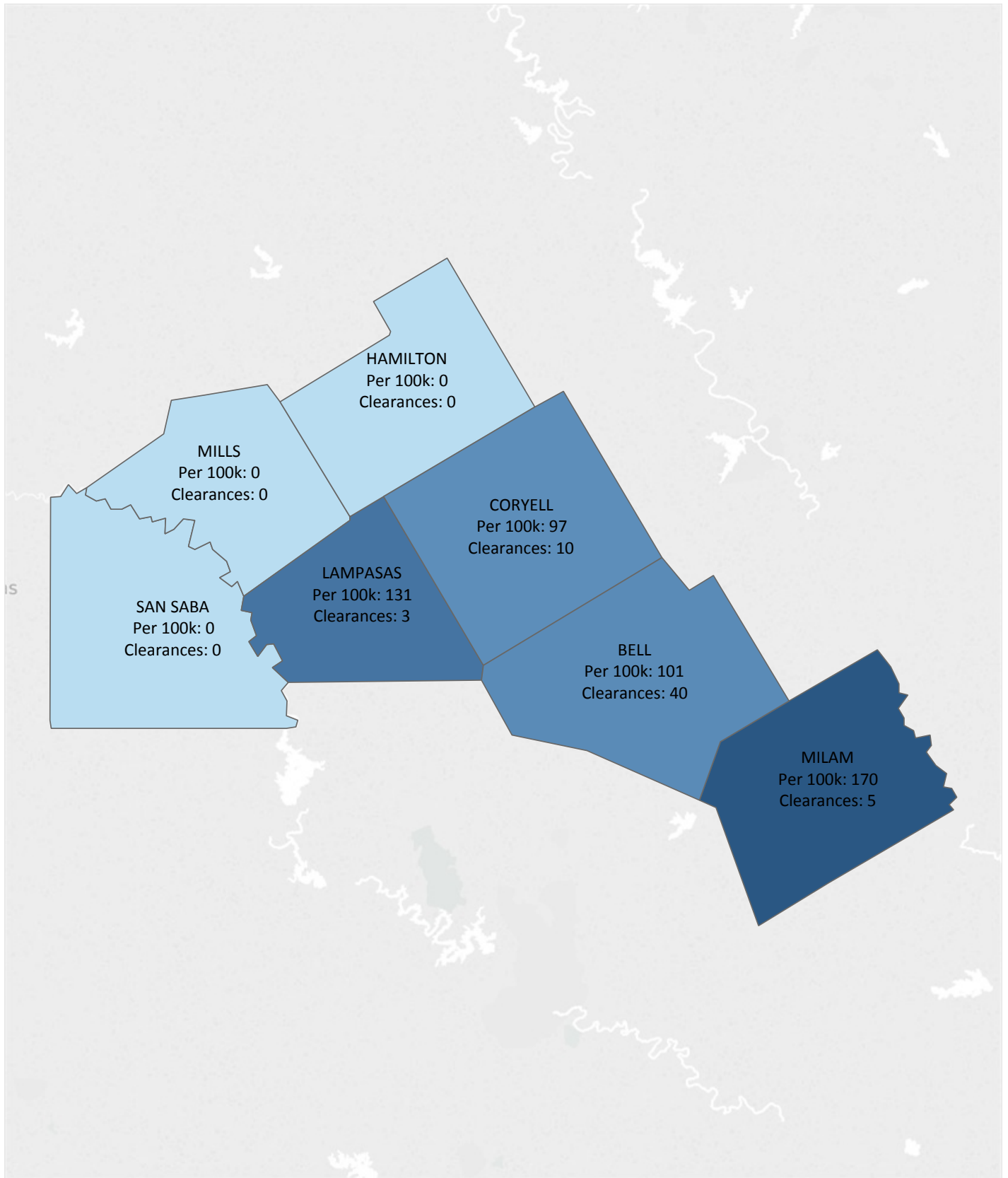
Youth Violent Offenses Cleared - over time



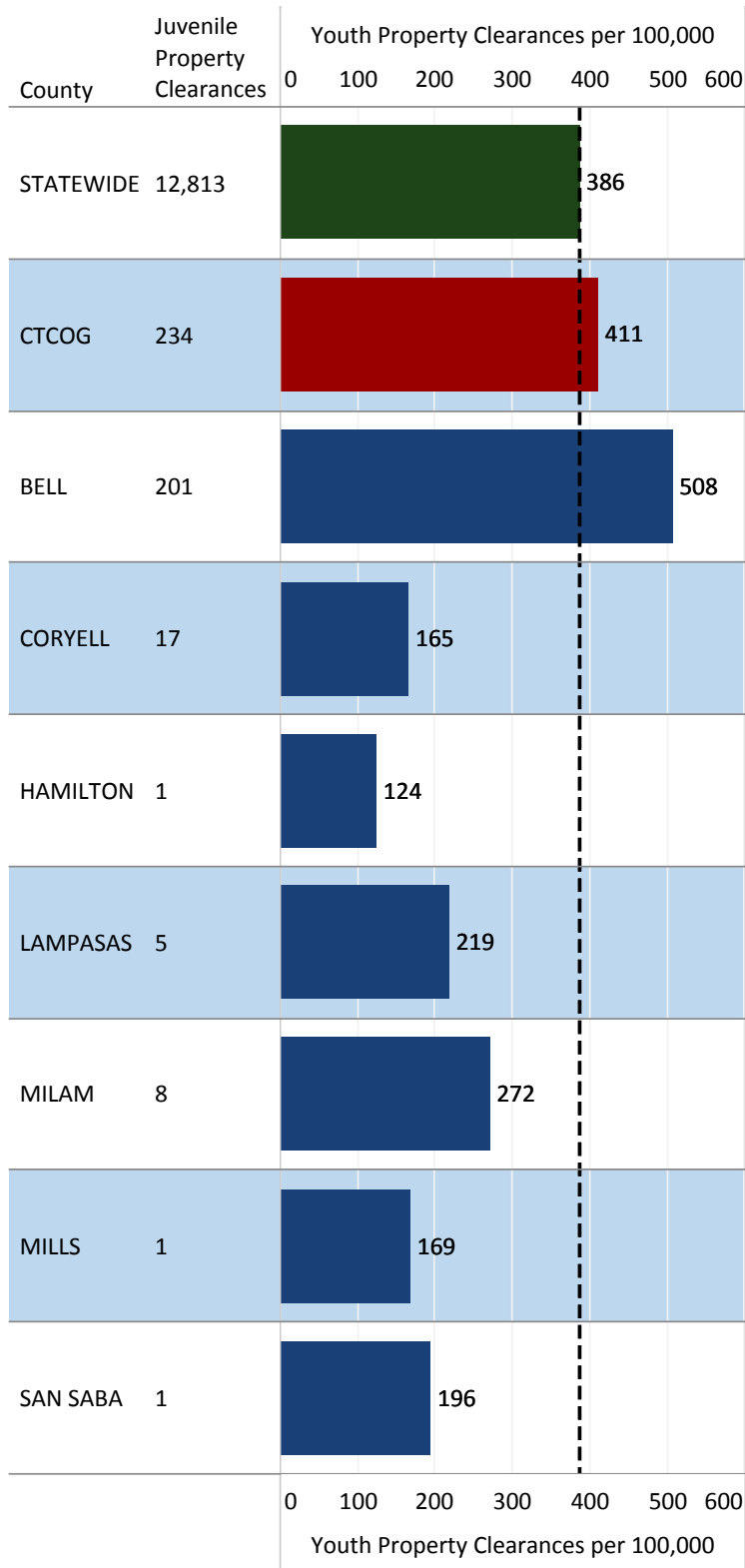
-Rate is combined violent crime (Uniform Crime Reporting-defined Murder, Rape, Robbery, and Assault) clearances in which the offender was under the age of 18 per 100,000 youth aged 10-17.

-Any missing data is missing from original agency reporting to the Department of Public Safety.

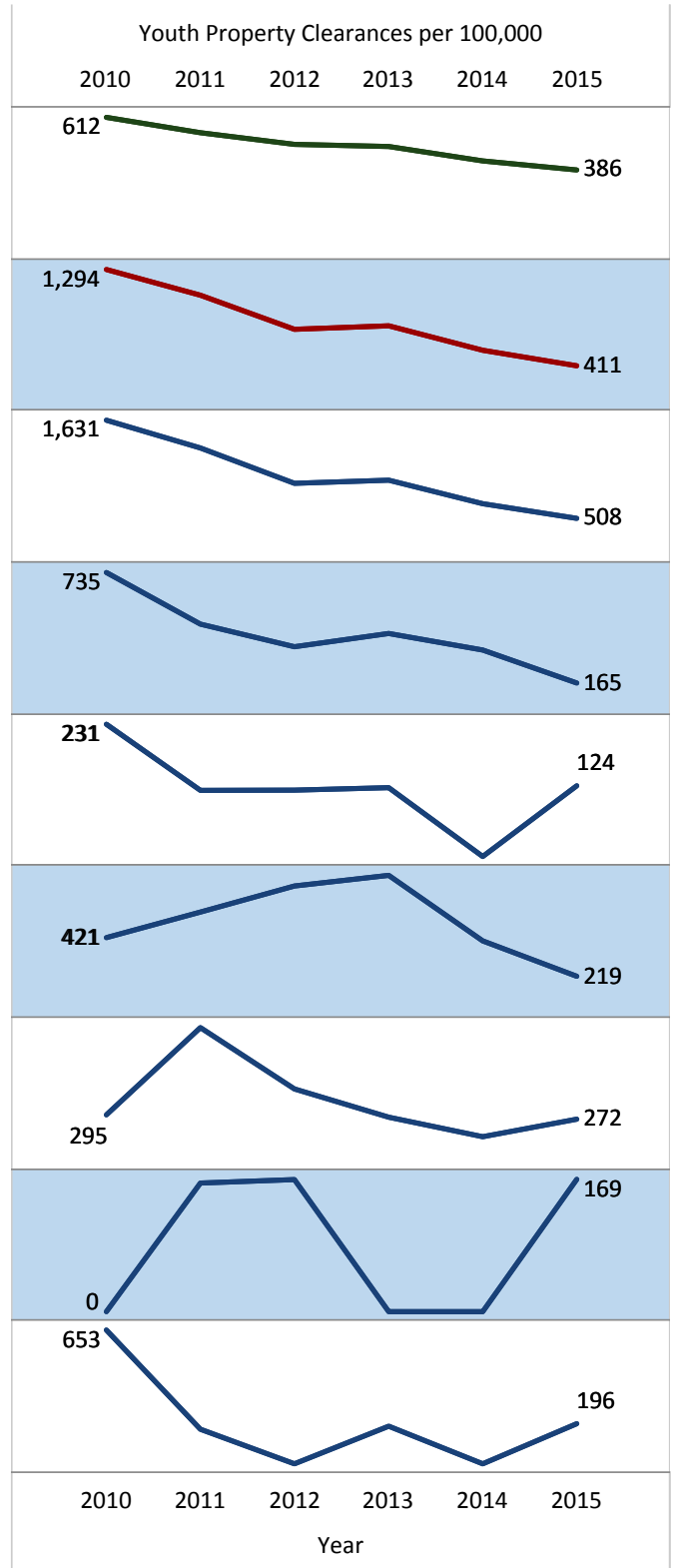
Youth Violent Crime Offenses Cleared per 100,000 - 2015



Youth Property Crime Offenses Cleared - 2015



Youth Property Offenses Cleared - over time

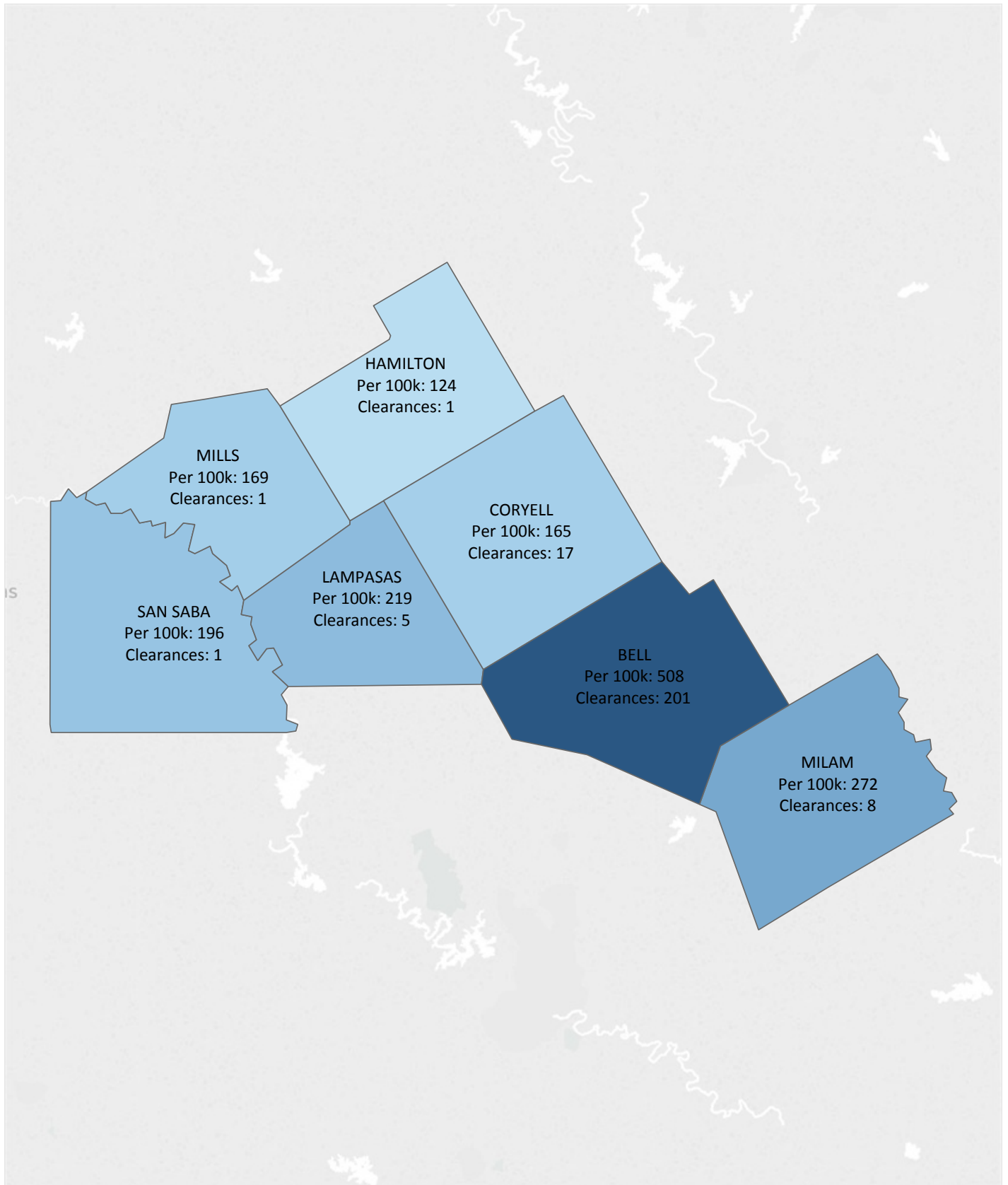


Notes:

-Rate is combined property crime (Uniform Crime Reporting-defined Burglary, Larceny, and Auto Theft) clearances in which the offender was under the age of 18 per 100,000 youth aged 10-17.

-Any missing data is missing from original agency reporting to the Department of Public Safety.

Youth Property Crime Offenses Cleared per 100,000 - 2015



Child Protective Services Child Abuse and Neglect Data - 2015

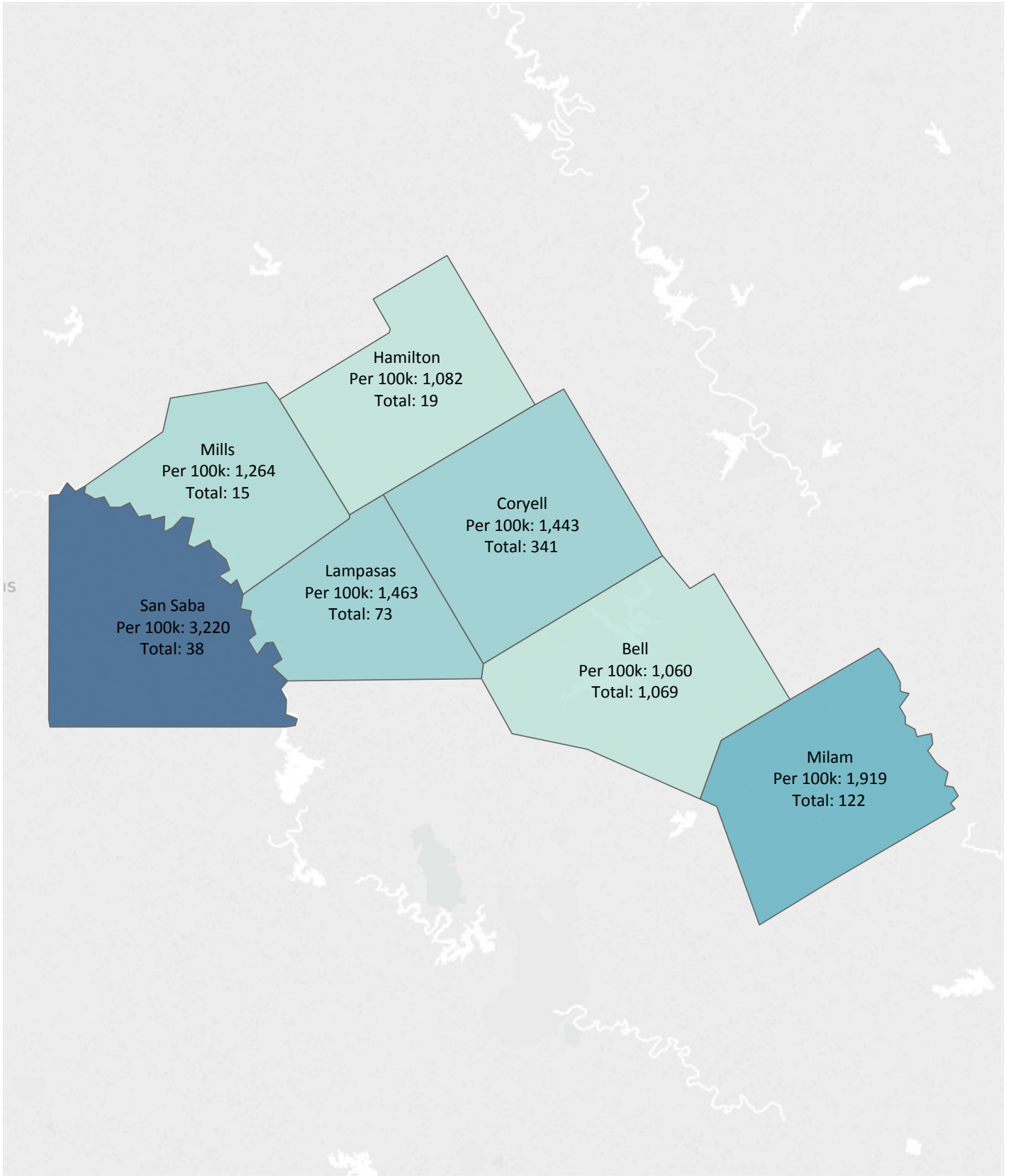
County	Child Population	Total CPS Completed Investigations	Completed Investigations per 100,000 Children	All CPS Confirmed Victims of Child Abuse/ Neglect	All Confirmed Victims of Child Abuse/Neglect per 100,000 Children	Child Abuse/Neglect Related Fatalities
Bell	100,813	3,273	3,247	1,069	1,060	4
Coryell	23,635	818	3,461	341	1,443	0
Hamilton	1,756	57	3,246	19	1,082	0
Lampasas	4,989	215	4,309	73	1,463	0
Milam	6,357	202	3,178	122	1,919	1
Mills	1,187	36	3,033	15	1,264	0
San Saba	1,180	57	4,831	38	3,220	0

Notes:

-Children refers to all individuals below the age of 18.

-Confirmed victims refers to all confirmed victims, not just victims confirmed as a result of the investigations indicated in the "completed investigations" column.

All CPS Confirmed Child Abuse and Neglect Victims - 2015

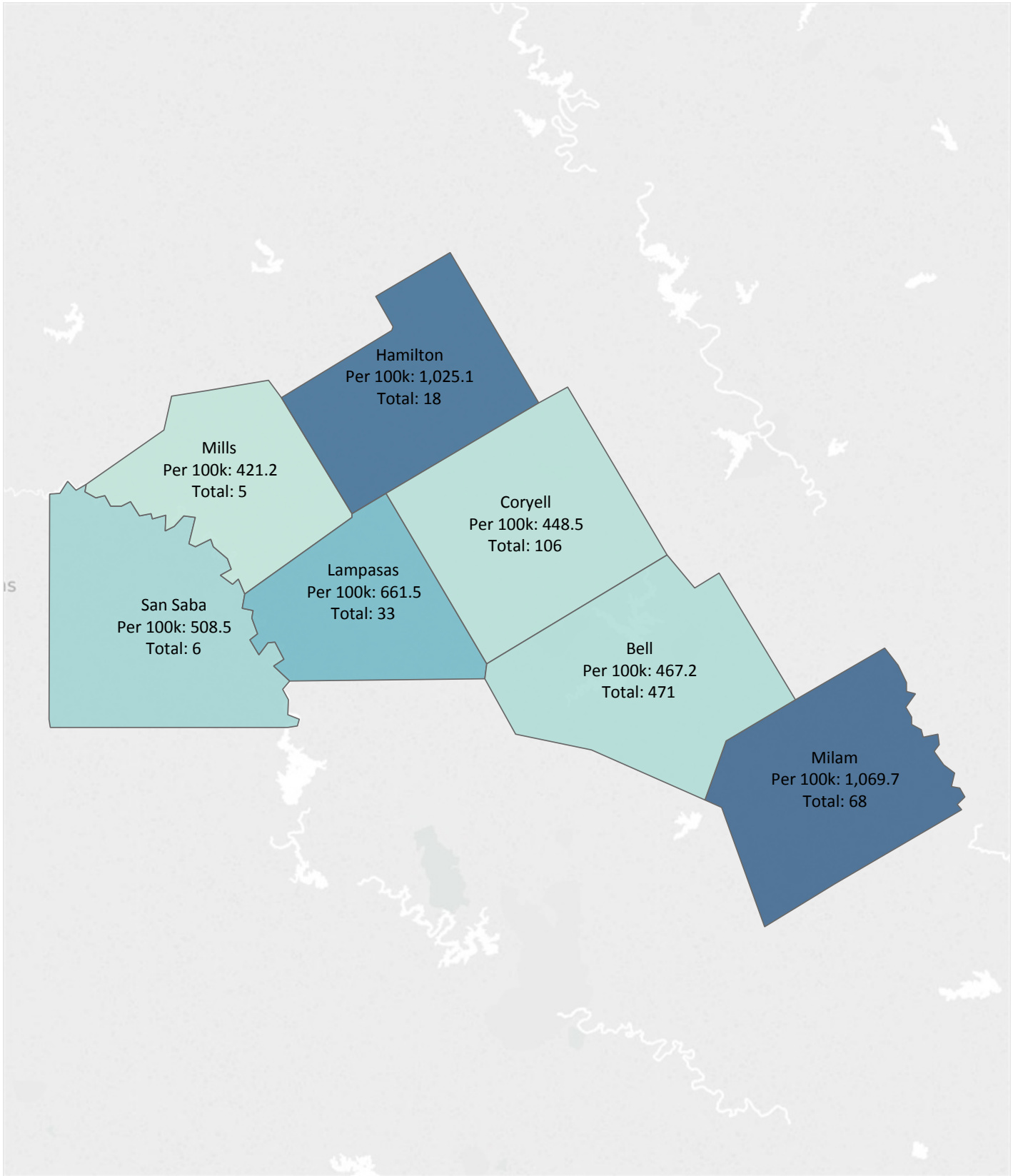


Delinquency Program Participants by County - 2015

County	Total Children in Juvenile Delinquency Prevention Programs	Delinquency Program Participation per 100,000	Program Participants - STAR (Services to At-Risk Youth)	Program Participants - CYD (Community Youth Development)	Program Participants - SYSN (Statewide Youth Services Network)
Bell	471	467	298	2	171
Coryell	106	448	50	0	56
Hamilton	18	1,025	18	0	0
Lampasas	33	661	33	0	0
Milam	68	1,070	68	0	0
Mills	5	421	5	0	0
San Saba	6	508	6	0	0

-Children refers to all individuals below the age of 18.

Children in Delinquency Programs - 2015



Definitions

Assault: Aggravated Assault. An unlawful attack by one person upon another for the purpose of inflicting severe or aggravated bodily injury. This type of assault is usually accompanied by the use of a weapon or by means likely to produce death or great bodily harm.

Auto Theft: The theft or attempted theft of a motor vehicle, which is defined as a self-propelled vehicle that runs on land surface and not on rails.

Burglary: The unlawful entry of a structure to commit a felony or theft. This includes breaking and entering with intent to commit a larceny; housebreaking; safe cracking; and all attempts at these offenses.

Clearance: Cleared by Arrest or Exceptional Means – For Uniform Crime Reporting purposes, an offense is cleared by arrest or solved when at least one person is arrested, charged with the commission of an offense and turned over to court for prosecution. In certain situations police are not able to follow these three steps and, if the following four conditions can be met, the offense can be cleared exceptionally: (1) the investigation has definitely established the identity of the offender; (2) there is enough information to support an arrest, charge, and turning over to the court for prosecution; (3) the exact location of the offender is known so that he could be taken into custody; (4) there is some reason outside the police control that prevents the arresting, charging, and prosecuting of the offender.

Clearance Rate: Total number of clearances divided by the total number of actual offenses for the reporting period. To see full clearance and offense totals for individual agencies, please consult Appendix A: Crime Statistics

County: For crime totals, agencies that overlap county lines are only counted as part of their DPS-defined primary county. For individual agency crime rates, see Appendix D: Crime Statistics. For grant funding totals, agencies that overlap county lines are only counted as part of their eGrants-defined primary county of operation. For individual grant totals, see Appendix C: All Grants.

Crime rate: All adult crime rates are calculated per 100,000 people. Juvenile crimes are calculated per 100,000 youth aged 10-17. Juvenile population is unavailable on a by-agency level, hence juvenile crime rates are not presented in Appendix A, which reports on a by-agency level.

Family Violence: An act by a member of a family or household against another member that is intended to result in physical harm, bodily injury, assault or a threat that reasonably places the member in fear of imminent physical harm. The reasonable discipline of a child is excluded from consideration as family violence. Family Violence offenses are not mutually exclusive with UCR offenses. In other words, a family violence incident that results in assault charges will be counted toward assault totals as well as family violence totals. Clearances are not catalogued for family violence and sex assault cases/incidents, therefore clearance rates for these crimes are unavailable.

Funding Totals: All funding totals are aggregated from eGrants, the internal grants management system of the Criminal Justice Division.

Jail population: Jail populations are available from the Texas Commission on Jail Standards on a monthly basis. To calculate the annual totals for this data packet, these monthly numbers from January-December were averaged together for all years except 2011 and 2016. 2011 is the average of February-December, while 2016 is the average of January-November.

Larceny: The unlawful taking, carrying, leading, or riding away of property from the possession or constructive possession of another. This includes pocket-picking, purse-snatching, shoplifting, theft from motor vehicles, theft of motor vehicle parts and accessories, theft of bicycles, theft from buildings, theft from coin-operated machines, and all thefts that don't fit into the above mentioned categories.

Officer Count: Texas Commission on Law Enforcement maintains a database of all officer licensing in the state of Texas which is updated in real time. Officer counts contained herein are as of August 31st 2015.

Definitions (continued):

Murder: The willful (nonnegligent) killing of one human being by another. This includes nonnegligent manslaughter as well as any death due to injuries received in a fight, argument, quarrel, assault, or commission of a crime. Suicides, accidental deaths, assaults to murder, traffic fatalities, and attempted murders are not included.

Population: Population for all county-level crime rates comes from the Office of the State Demographer's Texas Population Estimates and Projections Program. Population for all agency-level crime rates comes from DPS Uniform Crime Reporting jurisdictional population totals.

Property Crime: "Property Crime" is an aggregation of Uniform Crime Reporting-defined larceny, burglary, and auto theft. Given the relative frequencies of occurrence for these crimes, this statistic is mostly defined by larceny totals.

Rape: The penetration, no matter how slight, of the vagina or anus with any body part or object, or oral penetration by a sex organ of another person, without the consent of the victim.

Robbery: The taking or attempting to take anything of value from the care, custody, or control of a person or persons by force or threat of force or violence and/or by putting the victim in fear.

Sexual Assault: This value is a broad category which includes offenses for all of the following crimes: Continuous Sexual Abuse of Young Child, Indecency with a Child by Contact, Indecency with a Child by Exposure, Sexual Assault, Aggravated Sexual Assault and Sexual Performance by a Child. For full definitions of these offenses, see (<http://www.dps.texas.gov/crimereports/15/appendices.pdf>). These offenses are mutually exclusive with UCR offenses. In other words, if an offense is classified as a rape, it will not be counted toward sexual assault totals. Clearances are not catalogued for family violence and sex assault cases/incidents, therefore clearance rates for these crimes are unavailable.

Violent Crime: "Violent Crime" is an aggregation of Uniform Crime Reporting-defined murder, rape, robbery, and assault. Given the relative frequencies of occurrence for these crimes, this statistic is mostly defined by assault and robbery totals.

Youth Clearance: Youth offenses are unavailable for reporting. However, offenses cleared where the offender was under 18 *are* available, and this measure is used instead as a proxy for the youth crime rate.

Sources:

Department of Family and Protective Services

-Annual data book

(http://www.dfps.state.tx.us/About_DFPS/Annual_Reports_and_Data_Books/2015/county_charts.asp)

Department of Public Safety

-Uniform Crime Reporting and annual Crime in Texas Report

(http://dps.texas.gov/administration/crime_records/pages/crimestatistics.htm)

-Definitions and Appendices

(<http://www.dps.texas.gov/crimereports/15/appendices.pdf>)

The Office of the Attorney General

-Asset Forfeiture Balances

(<https://www.texasattorneygeneral.gov/>)

The Office of the Governor - Criminal Justice Division

-State grant funding totals

(<https://egrants.gov.texas.gov/>)

The Office of the State Demographer

-Texas Population Estimates and Projections Program

(<http://osd.texas.gov/Data/TPEPP/>)

Texas Commission on Law Enforcement

-Certified Officer Counts

(<https://www.tcole.texas.gov/>)

U.S. Department of Justice

-Federal grant funding totals

(<https://www.usaspending.gov/Pages/Default.aspx>)

Central Texas Council of Governments

Year: 2013

BELL COUNTY											
Agency		Burglary	Larceny	Auto Theft	Murder	Rape	Robbery	Assault	Sexual Assault	Family Violence	
BELL CO SO	Offenses	210	476	23	5	14	8	47	23	170	
	Rate	351	797	38	8	23	13	79	38	284	
	Clearances	18	57	10	1	6	1	20			
	Rate	9%	12%	43%	20%	43%	13%	43%			
	UCR Jurisdictional Population: 59,754	Youth <18 Clearances	9	35	6	0	2	0	4		
	TCOLE Peace Officer Count: 100	% of All Clearances	50%	61%	60%	0%	33%	0%	20%		
BELTON PD	Offenses	152	718	8	0	1	6	60	24	203	
	Rate	770	3,638	41	0	5	30	304	122	1,029	
	Clearances	22	176	1	0	0	1	28			
	Rate	14%	25%	13%		0%	17%	47%			
	UCR Jurisdictional Population: 19,734	Youth <18 Clearances	1	27	0	0	0	0	3		
	TCOLE Peace Officer Count: 33	% of All Clearances	5%	15%	0%			0%	11%		
CENTRAL TEXAS COLL PD	Offenses	4	17	0	0	1	0	1	1	8	
	Rate										
	Clearances	0	2	0	0	1	0	1			
	Rate	0%	12%			100%		100%			
	UCR Jurisdictional Population: 0	Youth <18 Clearances	0	0	0	0	0	0	0		
	TCOLE Peace Officer Count: 7	% of All Clearances		0%			0%		0%		
HARKER HEIGHTS PD	Offenses	226	687	37	0	8	25	57	13	161	
	Rate	804	2,443	132	0	28	89	203	46	572	
	Clearances	26	182	15	0	1	6	27			
	Rate	12%	26%	41%		13%	24%	47%			
	UCR Jurisdictional Population: 28,125	Youth <18 Clearances	5	25	0	0	1	0	3		
	TCOLE Peace Officer Count: 47	% of All Clearances	19%	14%	0%		100%	0%	11%		

Central Texas Council of Governments

Year: 2013

BELL COUNTY										
Agency		Burglary	Larceny	Auto Theft	Murder	Rape	Robbery	Assault	Sexual Assault	Family Violence
KILLEEN ISD PD	Offenses	8	93	0	0	0	2	3	2	1
	Rate									
	Clearances	1	47	0	0	0	2	2		
	Rate	13%	51%				100%	67%		
	Youth <18 Clearances	1	46	0	0	0	2	1		
	% of All Clearances	100%	98%				100%	50%		
KILLEEN PD	Offenses	1,396	3,189	206	6	78	170	499	223	2,036
	Rate	1,022	2,336	151	4	57	125	365	163	1,491
	Clearances	106	708	32	7	20	28	279		
	Rate	8%	22%	16%	117%	26%	16%	56%		
	Youth <18 Clearances	13	75	8	1	0	6	22		
	% of All Clearances	12%	11%	25%	14%	0%	21%	8%		
MARY HARDIN BAYLOR PD	Offenses	9	95	1	0	0	0	2	0	1
	Rate									
	Clearances	1	2	0	0	0	0	1		
	Rate	11%	2%	0%				50%		
	Youth <18 Clearances	0	0	0	0	0	0	0		
	% of All Clearances	0%	0%					0%		
MORGANS POINT RESORT PD	Offenses	14	26	0	0	0	0	2	1	5
	Rate	329	611	0	0	0	0	47	23	117
	Clearances	2	2	0	0	0	0	1		
	Rate	14%	8%					50%		
	Youth <18 Clearances	1	1	0	0	0	0	0		
	% of All Clearances	50%	50%					0%		

Central Texas Council of Governments

Year: 2013

BELL COUNTY										
Agency		Burglary	Larceny	Auto Theft	Murder	Rape	Robbery	Assault	Sexual Assault	Family Violence
NOLANVILLE PD	Offenses	21	55	0	0	0	1	21	6	7
	Rate	468	1,227	0	0	0	22	468	134	156
	Clearances	1	4	0	0	0	0	11		
	Rate	5%	7%				0%	52%		
	Youth <18 Clearances	1	3	0	0	0	0	4		
	% of All Clearances	100%	75%					36%		
	UCR Jurisdictional Population: 4,483 TCOLE Peace Officer Count: 11									
SALADO PD	Offenses	3	28	0	0	0	0	0	0	3
	Rate	139	1,297	0	0	0	0	0	0	139
	Clearances	0	0	0	0	0	0	0		
	Rate	0%	0%							
	Youth <18 Clearances	0	0	0	0	0	0	0		
	% of All Clearances									
	UCR Jurisdictional Population: 2,159 TCOLE Peace Officer Count: 6									
TEMPLE PD	Offenses	457	1,558	79	3	24	57	84	73	679
	Rate	653	2,228	113	4	34	82	120	104	971
	Clearances	33	560	8	2	3	12	50		
	Rate	7%	36%	10%	67%	13%	21%	60%		
	Youth <18 Clearances	7	95	2	0	1	0	1		
	% of All Clearances	21%	17%	25%	0%	33%	0%	2%		
	UCR Jurisdictional Population: 69,937 TCOLE Peace Officer Count: 136									
TROY PD	Offenses	18	10	1	0	0	0	4	0	5
	Rate	1,045	580	58	0	0	0	232	0	290
	Clearances	0	0	0	0	0	0	3		
	Rate	0%	0%	0%				75%		
	Youth <18 Clearances	0	0	0	0	0	0	2		
	% of All Clearances							67%		
	UCR Jurisdictional Population: 1,723 TCOLE Peace Officer Count: 11									

Central Texas Council of Governments

Year: 2013

CORYELL COUNTY										
Agency		Burglary	Larceny	Auto Theft	Murder	Rape	Robbery	Assault	Sexual Assault	Family Violence
COPPERAS COVE PD	Offenses	243	863	21	0	13	18	63	42	497
	Rate	719	2,555	62	0	38	53	187	124	1,471
	Clearances	64	378	4	0	7	13	51		
	Rate	26%	44%	19%		54%	72%	81%		
	Youth <18 Clearances	0	39	0	0	4	0	2		
	% of All Clearances	0%	10%	0%		57%	0%	4%		
	UCR Jurisdictional Population: 33,780 TCOLE Peace Officer Count: 51									
CORYELL CO SO	Offenses	47	61	7	0	1	0	2	1	38
	Rate	163	211	24	0	3	0	7	3	132
	Clearances	7	3	0	0	0	0	2		
	Rate	15%	5%	0%		0%		100%		
	Youth <18 Clearances	0	0	0	0	0	0	0		
	% of All Clearances	0%	0%					0%		
	UCR Jurisdictional Population: 28,857 TCOLE Peace Officer Count: 34									
GATESVILLE PD	Offenses	39	109	13	0	4	3	15	8	69
	Rate	243	678	81	0	25	19	93	50	429
	Clearances	12	48	8	0	2	2	14		
	Rate	31%	44%	62%		50%	67%	93%		
	Youth <18 Clearances	0	0	1	0	0	0	0		
	% of All Clearances	0%	0%	13%		0%	0%	0%		
	UCR Jurisdictional Population: 16,072 TCOLE Peace Officer Count: 18									

Central Texas Council of Governments

Year: 2013

HAMILTON COUNTY										
Agency		Burglary	Larceny	Auto Theft	Murder	Rape	Robbery	Assault	Sexual Assault	Family Violence
HAMILTON CO SO UCR Jurisdictional Population: 6,942 TCOLE Peace Officer Count: 14	Offenses	56	88	6	0	0	2	13	6	21
	Rate	807	1,268	86	0	0	29	187	86	303
	Clearances	21	34	3	0	0	2	7		
	Rate	38%	39%	50%			100%	54%		
	Youth <18 Clearances	0	1	0	0	0	0	1		
	% of All Clearances	0%	3%	0%			0%	14%		

Central Texas Council of Governments

Year: 2013

LAMPASAS COUNTY										
Agency		Burglary	Larceny	Auto Theft	Murder	Rape	Robbery	Assault	Sexual Assault	Family Violence
LAMPASAS CO SO	Offenses	27	86	4	1	0	1	2	3	19
	Rate	250	796	37	9	0	9	19	28	176
	Clearances	1	4	1	1	0	0	2		
	Rate	4%	5%	25%	100%		0%	100%		
	Youth <18 Clearances	0	0	0	0	0	0	0		
	% of All Clearances	0%	0%	0%	0%			0%		
	UCR Jurisdictional Population: 10,808 TCOLE Peace Officer Count: 20									
LAMPASAS PD	Offenses	48	232	6	0	3	2	15	11	83
	Rate	696	3,363	87	0	43	29	217	159	1,203
	Clearances	6	57	3	0	6	1	11		
	Rate	13%	25%	50%		200%	50%	73%		
	Youth <18 Clearances	2	14	1	0	5	0	1		
	% of All Clearances	33%	25%	33%		83%	0%	9%		
	UCR Jurisdictional Population: 6,899 TCOLE Peace Officer Count: 23									
LOMETA PD	Offenses	9	4	1	0	0	0	0	0	5
	Rate	1,020	454	113	0	0	0	0	0	567
	Clearances	1	1	0	0	0	0	0		
	Rate	11%	25%	0%						
	Youth <18 Clearances	1	0	0	0	0	0	0		
	% of All Clearances	100%	0%							
	UCR Jurisdictional Population: 882 TCOLE Peace Officer Count: 6									

Central Texas Council of Governments

Year: 2013

MILAM COUNTY										
Agency		Burglary	Larceny	Auto Theft	Murder	Rape	Robbery	Assault	Sexual Assault	Family Violence
CAMERON PD	Offenses	49	147	1	0	1	3	13	4	30
	Rate	913	2,739	19	0	19	56	242	75	559
	Clearances	7	31	1	0	0	3	7		
	Rate	14%	21%	100%		0%	100%	54%		
	Youth <18 Clearances	0	2	0	0	0	1	0		
	% of All Clearances	0%	6%	0%			33%	0%		
	UCR Jurisdictional Population: 5,367 TCOLE Peace Officer Count: 14									
MILAM CO SO	Offenses	76	81	6	0	1	1	16	7	52
	Rate	632	673	50	0	8	8	133	58	432
	Clearances	20	11	2	0	1	0	11		
	Rate	26%	14%	33%		100%	0%	69%		
	Youth <18 Clearances	0	0	0	0	0	0	1		
	% of All Clearances	0%	0%	0%		0%		9%		
	UCR Jurisdictional Population: 12,028 TCOLE Peace Officer Count: 25									
ROCKDALE PD	Offenses	26	122	6	1	0	0	6	3	23
	Rate	482	2,263	111	19	0	0	111	56	427
	Clearances	10	44	5	1	0	0	6		
	Rate	38%	36%	83%	100%			100%		
	Youth <18 Clearances	1	4	2	0	0	0	0		
	% of All Clearances	10%	9%	40%	0%			0%		
	UCR Jurisdictional Population: 5,391 TCOLE Peace Officer Count: 11									
THORNDALE PD	Offenses	7	15	1	0	0	0	2	0	3
	Rate	541	1,160	77	0	0	0	155	0	232
	Clearances	3	4	1	0	0	0	2		
	Rate	43%	27%	100%				100%		
	Youth <18 Clearances	1	0	0	0	0	0	1		
	% of All Clearances	33%	0%	0%				50%		
	UCR Jurisdictional Population: 1,293 TCOLE Peace Officer Count: 2									

Central Texas Council of Governments

Year: 2013

MILLS COUNTY										
Agency		Burglary	Larceny	Auto Theft	Murder	Rape	Robbery	Assault	Sexual Assault	Family Violence
MILLS CO SO	Offenses	6	16	3	0	0	0	7	4	13
	Rate	125	333	62	0	0	0	146	83	270
	Clearances	3	1	1	0	0	0	5		
	Rate	50%	6%	33%				71%		
	Youth <18 Clearances	0	0	0	0	0	0	0		
	% of All Clearances	0%	0%	0%				0%		
	UCR Jurisdictional Population: 4,808									
TCOLE Peace Officer Count: 13										

Central Texas Council of Governments

Year: 2013

SAN SABA COUNTY										
Agency		Burglary	Larceny	Auto Theft	Murder	Rape	Robbery	Assault	Sexual Assault	Family Violence
SAN SABA CO SO	Offenses	10	14	3	0	3	0	0	2	7
	Rate	345	483	104	0	104	0	0	69	242
	Clearances	1	0	0	0	3	0	0		
	Rate	10%	0%	0%		100%				
	Youth <18 Clearances	1	0	0	0	0	0	0		
	% of All Clearances	100%				0%				
	UCR Jurisdictional Population: 2,897 TCOLE Peace Officer Count: 8									
SAN SABA PD	Offenses	28	36	2	0	0	0	6	2	18
	Rate	907	1,167	65	0	0	0	194	65	583
	Clearances	1	3	1	0	0	0	3		
	Rate	4%	8%	50%				50%		
	Youth <18 Clearances	0	0	0	0	0	0	0		
	% of All Clearances	0%	0%	0%				0%		
	UCR Jurisdictional Population: 3,086 TCOLE Peace Officer Count: 5									

Central Texas Council of Governments

Year: 2014

BELL COUNTY											
Agency		Burglary	Larceny	Auto Theft	Murder	Rape	Robbery	Assault	Sexual Assault	Family Violence	
BELL CO SO	Offenses	257	452	38	3	29	5	74	54	157	
	Rate	425	748	63	5	48	8	122	89	260	
	Clearances	25	65	3	3	7	0	26			
	Rate	10%	14%	8%	100%	24%	0%	35%			
	UCR Jurisdictional Population: 60,466	Youth <18 Clearances	4	7	1	0	1	0	1		
	TCOLE Peace Officer Count: 105	% of All Clearances	16%	11%	33%	0%	14%		4%		
BELTON PD	Offenses	166	771	23	1	6	10	23	2	174	
	Rate	836	3,883	116	5	30	50	116	10	876	
	Clearances	15	174	2	0	0	2	2			
	Rate	9%	23%	9%	0%	0%	20%	9%			
	UCR Jurisdictional Population: 19,858	Youth <18 Clearances	4	16	1	0	0	0	0		
	TCOLE Peace Officer Count: 31	% of All Clearances	27%	9%	50%			0%	0%		
CENTRAL TEXAS COLL PD	Offenses	1	30	0	0	0	0	1	0	11	
	Rate										
	Clearances	0	8	0	0	0	0	1			
	Rate	0%	27%					100%			
	UCR Jurisdictional Population: 0	Youth <18 Clearances	0	0	0	0	0	0	0		
	TCOLE Peace Officer Count: 4	% of All Clearances		0%					0%		
HARKER HEIGHTS PD	Offenses	158	618	34	0	12	27	37	12	173	
	Rate	555	2,170	119	0	42	95	130	42	607	
	Clearances	14	161	14	0	3	3	20			
	Rate	9%	26%	41%		25%	11%	54%			
	UCR Jurisdictional Population: 28,484	Youth <18 Clearances	1	15	1	0	0	0	3		
	TCOLE Peace Officer Count: 48	% of All Clearances	7%	9%	7%		0%	0%	15%		

Central Texas Council of Governments

Year: 2014

BELL COUNTY											
Agency		Burglary	Larceny	Auto Theft	Murder	Rape	Robbery	Assault	Sexual Assault	Family Violence	
KILLEEN ISD PD	Offenses	8	134	1	0	0	2	6	1	0	
	Rate										
	Clearances	1	32	1	0	0	0	3			
	Rate	13%	24%	100%			0%	50%			
	UCR Jurisdictional Population: 0										
	TCOLE Peace Officer Count: 15	Youth <18 Clearances	1	29	1	0	0	0	3		
	% of All Clearances	100%	91%	100%				100%			
KILLEEN PD	Offenses	1,334	3,149	220	10	114	196	526	210	2,225	
	Rate	958	2,262	158	7	82	141	378	151	1,598	
	Clearances	93	551	33	4	16	30	275			
	Rate	7%	17%	15%	40%	14%	15%	52%			
	UCR Jurisdictional Population: 139,211										
	TCOLE Peace Officer Count: 229	Youth <18 Clearances	9	66	9	1	0	5	19		
	% of All Clearances	10%	12%	27%	25%	0%	17%	7%			
MARY HARDIN BAYLOR PD	Offenses	2	44	0	0	1	0	2	0	0	
	Rate										
	Clearances	0	3	0	0	1	0	2			
	Rate	0%	7%			100%		100%			
	UCR Jurisdictional Population: 0										
	TCOLE Peace Officer Count: 22	Youth <18 Clearances	0	0	0	0	0	0	0		
	% of All Clearances		0%			0%		0%			
MORGANS POINT RESORT PD	Offenses	11	35	0	0	0	0	3	2	7	
	Rate	260	827	0	0	0	0	71	47	165	
	Clearances	3	5	0	0	0	0	0			
	Rate	27%	14%					0%			
	UCR Jurisdictional Population: 4,230										
	TCOLE Peace Officer Count: 16	Youth <18 Clearances	3	4	0	0	0	0	0		
	% of All Clearances	100%	80%								

Central Texas Council of Governments

Year: 2014

BELL COUNTY											
Agency		Burglary	Larceny	Auto Theft	Murder	Rape	Robbery	Assault	Sexual Assault	Family Violence	
NOLANVILLE PD	Offenses	17	59	2	0	0	2	28	1	8	
	Rate	377	1,309	44	0	0	44	621	22	178	
	Clearances	3	4	0	0	0	0	16			
	Rate	18%	7%	0%			0%	57%			
	UCR Jurisdictional Population: 4,507										
	TCOLE Peace Officer Count: 11										
	Youth <18 Clearances	1	2	0	0	0	0	4			
	% of All Clearances	33%	50%				25%				
SALADO PD	Offenses	3	23	0	0	0	0	0	0	4	
	Rate	139	1,067	0	0	0	0	0	0	186	
	Clearances	0	3	0	0	0	0	0			
	Rate	0%	13%								
	UCR Jurisdictional Population: 2,155										
	TCOLE Peace Officer Count: 7										
	Youth <18 Clearances	0	0	0	0	0	0	0			
	% of All Clearances		0%								
TAMU CENTRAL TEXAS PD	Offenses	2	4	0	0	0	0	0	0	0	
	Rate										
	Clearances	0	0	0	0	0	0	0			
	Rate	0%	0%								
	UCR Jurisdictional Population: 0										
	TCOLE Peace Officer Count: 8										
	Youth <18 Clearances	0	0	0	0	0	0	0			
	% of All Clearances										
TEMPLE PD	Offenses	494	1,804	122	5	21	62	87	69	640	
	Rate	695	2,539	172	7	30	87	122	97	901	
	Clearances	23	538	11	3	5	10	25			
	Rate	5%	30%	9%	60%	24%	16%	29%			
	UCR Jurisdictional Population: 71,049										
	TCOLE Peace Officer Count: 138										
	Youth <18 Clearances	0	85	1	0	0	0	1			
	% of All Clearances	0%	16%	9%	0%	0%	0%	4%			

Central Texas Council of Governments

Year: 2014

BELL COUNTY										
Agency		Burglary	Larceny	Auto Theft	Murder	Rape	Robbery	Assault	Sexual Assault	Family Violence
TROY PD UCR Jurisdictional Population: 1,741 TCOLE Peace Officer Count: 14	Offenses	6	28	1	0	0	0	2	0	6
	Rate	345	1,608	57	0	0	0	115	0	345
	Clearances	1	5	1	0	0	0	2		
	Rate	17%	18%	100%				100%		
	Youth <18 Clearances	0	2	0	0	0	0	0		
	% of All Clearances	0%	40%	0%				0%		

Central Texas Council of Governments

Year: 2014

CORYELL COUNTY										
Agency		Burglary	Larceny	Auto Theft	Murder	Rape	Robbery	Assault	Sexual Assault	Family Violence
COPPERAS COVE PD	Offenses	173	760	24	1	11	17	83	35	536
	Rate	518	2,278	72	3	33	51	249	105	1,606
	Clearances	48	309	11	1	3	5	71		
	Rate	28%	41%	46%	100%	27%	29%	86%		
	Youth <18 Clearances	1	25	0	0	1	1	3		
	% of All Clearances	2%	8%	0%	0%	33%	20%	4%		
	UCR Jurisdictional Population: 33,366 TCOLE Peace Officer Count: 53									
CORYELL CO SO	Offenses	41	62	7	0	5	0	9	5	54
	Rate	146	220	25	0	18	0	32	18	192
	Clearances	4	4	2	0	5	0	9		
	Rate	10%	6%	29%		100%		100%		
	Youth <18 Clearances	0	0	0	0	2	0	0		
	% of All Clearances	0%	0%	0%		40%		0%		
	UCR Jurisdictional Population: 28,176 TCOLE Peace Officer Count: 33									
GATESVILLE PD	Offenses	67	194	11	0	6	1	8	10	60
	Rate	419	1,213	69	0	38	6	50	63	375
	Clearances	21	85	5	0	0	0	6		
	Rate	31%	44%	45%		0%	0%	75%		
	Youth <18 Clearances	0	6	1	0	0	0	1		
	% of All Clearances	0%	7%	20%				17%		
	UCR Jurisdictional Population: 15,991 TCOLE Peace Officer Count: 18									

Central Texas Council of Governments

Year: 2014

		HAMILTON COUNTY								
Agency		Burglary	Larceny	Auto Theft	Murder	Rape	Robbery	Assault	Sexual Assault	Family Violence
HAMILTON CO SO	Offenses	34	50	3	0	1	1	7	2	9
	Rate	487	716	43	0	14	14	100	29	129
	Clearances	27	34	2	0	0	0	4		
	Rate	79%	68%	67%		0%	0%	57%		
	Youth <18 Clearances	0	0	0	0	0	0	0		
	% of All Clearances	0%	0%	0%				0%		
	UCR Jurisdictional Population: 6,986									
TCOLE Peace Officer Count: 15										

Central Texas Council of Governments

Year: 2014

LAMPASAS COUNTY										
Agency		Burglary	Larceny	Auto Theft	Murder	Rape	Robbery	Assault	Sexual Assault	Family Violence
LAMPASAS CO SO	Offenses	23	115	8	0	0	0	1	0	25
	Rate	211	1,055	73	0	0	0	9	0	229
	Clearances	2	3	2	0	0	0	1		
	Rate	9%	3%	25%				100%		
	Youth <18 Clearances	0	0	0	0	0	0	0		
	% of All Clearances	0%	0%	0%				0%		
	UCR Jurisdictional Population: 10,902 TCOLE Peace Officer Count: 21									
LAMPASAS PD	Offenses	52	216	6	0	4	2	17	17	94
	Rate	747	3,105	86	0	57	29	244	244	1,351
	Clearances	7	40	5	0	7	1	12		
	Rate	13%	19%	83%		175%	50%	71%		
	Youth <18 Clearances	3	6	0	0	1	0	0		
	% of All Clearances	43%	15%	0%		14%	0%	0%		
	UCR Jurisdictional Population: 6,957 TCOLE Peace Officer Count: 23									

Central Texas Council of Governments

Year: 2014

MILAM COUNTY											
Agency		Burglary	Larceny	Auto Theft	Murder	Rape	Robbery	Assault	Sexual Assault	Family Violence	
CAMERON PD	Offenses	42	130	5	0	1	7	16	2	21	
	Rate	778	2,407	93	0	19	130	296	37	389	
	Clearances	6	27	1	0	1	4	11			
	Rate	14%	21%	20%		100%	57%	69%			
	UCR Jurisdictional Population: 5,401	Youth <18 Clearances	0	1	0	0	1	2	1		
	TCOLE Peace Officer Count: 13	% of All Clearances	0%	4%	0%		100%	50%	9%		
MILAM CO SO	Offenses	45	59	6	0	1	0	10	9	43	
	Rate	371	486	49	0	8	0	82	74	354	
	Clearances	6	5	2	0	1	0	6			
	Rate	13%	8%	33%		100%		60%			
	UCR Jurisdictional Population: 12,140	Youth <18 Clearances	0	0	0	0	0	0	0		
	TCOLE Peace Officer Count: 21	% of All Clearances	0%	0%	0%		0%		0%		
ROCKDALE PD	Offenses	39	130	11	1	4	1	15	5	54	
	Rate	726	2,419	205	19	74	19	279	93	1,005	
	Clearances	13	54	6	1	3	1	13			
	Rate	33%	42%	55%	100%	75%	100%	87%			
	UCR Jurisdictional Population: 5,374	Youth <18 Clearances	2	1	1	0	2	0	0		
	TCOLE Peace Officer Count: 11	% of All Clearances	15%	2%	17%	0%	67%	0%	0%		
THORNDALE PD	Offenses	4	17	1	0	0	1	0	1	6	
	Rate	308	1,310	77	0	0	77	0	77	462	
	Clearances	0	7	1	0	0	1	0			
	Rate	0%	41%	100%			100%				
	UCR Jurisdictional Population: 1,298	Youth <18 Clearances	0	1	0	0	0	0	0		
	TCOLE Peace Officer Count: 2	% of All Clearances		14%	0%			0%			

Central Texas Council of Governments

Year: 2014

MILLS COUNTY										
Agency		Burglary	Larceny	Auto Theft	Murder	Rape	Robbery	Assault	Sexual Assault	Family Violence
MILLS CO SO UCR Jurisdictional Population: 4,932 TCOLE Peace Officer Count: 11	Offenses	11	18	1	0	0	0	1	1	5
	Rate	223	365	20	0	0	0	20	20	101
	Clearances	1	0	0	0	0	0	1		
	Rate	9%	0%	0%				100%		
	Youth <18 Clearances	0	0	0	0	0	0	0		
	% of All Clearances	0%						0%		

Central Texas Council of Governments

Year: 2014

SAN SABA COUNTY										
Agency		Burglary	Larceny	Auto Theft	Murder	Rape	Robbery	Assault	Sexual Assault	Family Violence
SAN SABA CO SO	Offenses	6	5	0	0	0	0	5	1	12
	Rate	205	171	0	0	0	0	171	34	410
	Clearances	0	0	0	0	0	0	2		
	Rate	0%	0%					40%		
	Youth <18 Clearances	0	0	0	0	0	0	0		
	% of All Clearances							0%		
	UCR Jurisdictional Population: 2,927									
SAN SABA PD	Offenses	12	22	1	0	1	2	1	1	19
	Rate	387	710	32	0	32	65	32	32	613
	Clearances	0	4	0	0	0	1	1		
	Rate	0%	18%	0%		0%	50%	100%		
	Youth <18 Clearances	0	0	0	0	0	0	0		
	% of All Clearances		0%				0%	0%		
	UCR Jurisdictional Population: 3,098									
TCOLE Peace Officer Count: 8										
TCOLE Peace Officer Count: 5										

Central Texas Council of Governments

Year: 2015

BELL COUNTY											
Agency		Burglary	Larceny	Auto Theft	Murder	Rape	Robbery	Assault	Sexual Assault	Family Violence	
BELL CO SO	Offenses	228	481	83	2	29	6	61	38	152	
	Rate	391	824	142	3	50	10	104	65	260	
	Clearances	32	69	12	1	4	2	30			
	Rate	14%	14%	14%	50%	14%	33%	49%			
	UCR Jurisdictional Population: 58,377	Youth <18 Clearances	1	20	2	0	0	0	3		
	TCOLE Peace Officer Count: 102	% of All Clearances	3%	29%	17%	0%	0%	0%	10%		
BELTON PD	Offenses	146	551	5	0	1	5	22	1	180	
	Rate	710	2,679	24	0	5	24	107	5	875	
	Clearances	3	49	0	0	0	1	10			
	Rate	2%	9%	0%		0%	20%	45%			
	UCR Jurisdictional Population: 20,565	Youth <18 Clearances	0	4	0	0	0	0	0		
	TCOLE Peace Officer Count: 34	% of All Clearances	0%	8%			0%	0%			
CENTRAL TEXAS COLL PD	Offenses	0	16	0	0	0	0	0	0	5	
	Rate										
	Clearances	0	2	0	0	0	0	0			
	Rate		13%								
	UCR Jurisdictional Population: 0	Youth <18 Clearances	0	0	0	0	0	0	0		
	TCOLE Peace Officer Count: 7	% of All Clearances		0%							
HARKER HEIGHTS PD	Offenses	150	617	31	2	23	17	37	21	140	
	Rate	518	2,132	107	7	79	59	128	73	484	
	Clearances	17	158	13	2	13	5	19			
	Rate	11%	26%	42%	100%	57%	29%	51%			
	UCR Jurisdictional Population: 28,935	Youth <18 Clearances	3	17	2	0	3	0	1		
	TCOLE Peace Officer Count: 47	% of All Clearances	18%	11%	15%	0%	23%	0%	5%		

Central Texas Council of Governments

Year: 2015

BELL COUNTY										
Agency		Burglary	Larceny	Auto Theft	Murder	Rape	Robbery	Assault	Sexual Assault	Family Violence
KILLEEN ISD PD	Offenses	2	65	0	0	1	1	2	2	0
	Rate									
	Clearances	0	25	0	0	0	1	2		
	Rate	0%	38%			0%	100%	100%		
	Youth <18 Clearances	0	23	0	0	0	1	2		
	% of All Clearances		92%				100%	100%		
KILLEEN PD	Offenses	1,038	2,826	174	17	190	148	513	176	2,231
	Rate	739	2,011	124	12	135	105	365	125	1,588
	Clearances	50	421	19	11	26	20	242		
	Rate	5%	15%	11%	65%	14%	14%	47%		
	Youth <18 Clearances	7	70	8	0	3	0	16		
	% of All Clearances	14%	17%	42%	0%	12%	0%	7%		
MARY HARDIN BAYLOR PD	Offenses	2	60	3	0	0	0	1	0	0
	Rate									
	Clearances	0	3	1	0	0	0	0		
	Rate	0%	5%	33%				0%		
	Youth <18 Clearances	0	1	0	0	0	0	0		
	% of All Clearances		33%	0%						
MORGANS POINT RESORT PD	Offenses	5	13	1	0	0	0	3	2	3
	Rate	119	308	24	0	0	0	71	47	71
	Clearances	1	2	0	0	0	0	1		
	Rate	20%	15%	0%				33%		
	Youth <18 Clearances	0	1	0	0	0	0	0		
	% of All Clearances	0%	50%					0%		

Central Texas Council of Governments

Year: 2015

BELL COUNTY											
Agency		Burglary	Larceny	Auto Theft	Murder	Rape	Robbery	Assault	Sexual Assault	Family Violence	
NOLANVILLE PD	Offenses	15	41	12	0	1	0	10	1	18	
	Rate	321	878	257	0	21	0	214	21	385	
	Clearances	1	3	6	0	1	0	4			
	Rate	7%	7%	50%		100%		40%			
	UCR Jurisdictional Population: 4,671	Youth <18 Clearances	0	0	0	0	1	0	0		
	TCOLE Peace Officer Count: 9	% of All Clearances	0%	0%	0%		100%		0%		
SALADO PD	Offenses	6	11	0	0	0	2	1	0	2	
	Rate	281	516	0	0	0	94	47	0	94	
	Clearances	0	2	0	0	0	0	1			
	Rate	0%	18%				0%	100%			
	UCR Jurisdictional Population: 2,133	Youth <18 Clearances	0	1	0	0	0	0	1		
	TCOLE Peace Officer Count: 5	% of All Clearances		50%					100%		
TAMU CENTRAL TEXAS PD	Offenses	3	4	0	0	0	0	0	0	0	
	Rate										
	Clearances	0	2	0	0	0	0	0			
	Rate	0%	50%								
	UCR Jurisdictional Population: 0	Youth <18 Clearances	0	0	0	0	0	0	0		
	TCOLE Peace Officer Count: 9	% of All Clearances		0%							
TEMPLE PD	Offenses	585	1,961	152	2	16	72	67	71	639	
	Rate	815	2,732	212	3	22	100	93	99	890	
	Clearances	25	358	20	3	3	13	36			
	Rate	4%	18%	13%	150%	19%	18%	54%			
	UCR Jurisdictional Population: 71,780	Youth <18 Clearances	6	47	5	1	1	0	7		
	TCOLE Peace Officer Count: 145	% of All Clearances	24%	13%	25%	33%	33%	0%	19%		

Central Texas Council of Governments

Year: 2015

BELL COUNTY										
Agency		Burglary	Larceny	Auto Theft	Murder	Rape	Robbery	Assault	Sexual Assault	Family Violence
TROY PD	Offenses	6	16	3	0	0	0	2	0	4
	Rate	338	902	169	0	0	0	113	0	225
	Clearances	0	3	2	0	0	0	2		
	Rate	0%	19%	67%				100%		
	Youth <18 Clearances	0	0	0	0	0	0	0		
	% of All Clearances		0%	0%				0%		
	UCR Jurisdictional Population: 1,774									
TCOLE Peace Officer Count: 15										

Central Texas Council of Governments

Year: 2015

CORYELL COUNTY										
Agency		Burglary	Larceny	Auto Theft	Murder	Rape	Robbery	Assault	Sexual Assault	Family Violence
COPPERAS COVE PD	Offenses	166	782	20	1	9	15	89	45	492
	Rate	501	2,362	60	3	27	45	269	136	1,486
	Clearances	43	306	14	1	2	11	76		
	Rate	26%	39%	70%	100%	22%	73%	85%		
	Youth <18 Clearances	1	16	0	0	0	0	8		
	% of All Clearances	2%	5%	0%	0%	0%	0%	11%		
	UCR Jurisdictional Population: 33,105 TCOLE Peace Officer Count: 49									
CORYELL CO SO	Offenses	46	67	4	0	1	1	12	1	58
	Rate	168	245	15	0	4	4	44	4	212
	Clearances	2	4	3	0	1	0	12		
	Rate	4%	6%	75%		100%	0%	100%		
	Youth <18 Clearances	0	0	0	0	0	0	0		
	% of All Clearances	0%	0%	0%		0%		0%		
	UCR Jurisdictional Population: 27,345 TCOLE Peace Officer Count: 38									
GATESVILLE PD	Offenses	31	137	12	0	9	3	12	14	109
	Rate	195	862	75	0	57	19	75	88	685
	Clearances	9	60	10	0	4	2	12		
	Rate	29%	44%	83%		44%	67%	100%		
	Youth <18 Clearances	0	0	0	0	1	0	1		
	% of All Clearances	0%	0%	0%		25%	0%	8%		
	UCR Jurisdictional Population: 15,901 TCOLE Peace Officer Count: 20									

Central Texas Council of Governments

Year: 2015

HAMILTON COUNTY										
Agency		Burglary	Larceny	Auto Theft	Murder	Rape	Robbery	Assault	Sexual Assault	Family Violence
HAMILTON CO SO	Offenses	11	20	3	0	0	0	0	0	0
	Rate	282	513	77	0	0	0	0	0	0
	Clearances	7	6	2	0	0	0	0		
	Rate	64%	30%	67%						
	Youth <18 Clearances	0	0	0	0	0	0	0		
	% of All Clearances	0%	0%	0%						
	UCR Jurisdictional Population: 3,896 TCOLE Peace Officer Count: 11									
HAMILTON PD	Offenses	31	60	5	0	0	1	8	0	22
	Rate	1,057	2,046	171	0	0	34	273	0	750
	Clearances	8	22	2	0	0	0	8		
	Rate	26%	37%	40%			0%	100%		
	Youth <18 Clearances	0	1	0	0	0	0	0		
	% of All Clearances	0%	5%	0%				0%		
	UCR Jurisdictional Population: 2,932 TCOLE Peace Officer Count: 8									

Central Texas Council of Governments

Year: 2015

LAMPASAS COUNTY											
Agency		Burglary	Larceny	Auto Theft	Murder	Rape	Robbery	Assault	Sexual Assault	Family Violence	
LAMPASAS CO SO	Offenses	23	90	8	0	0	0	2	1	42	
	Rate	221	866	77	0	0	0	19	10	404	
	Clearances	2	3	1	0	0	0	1			
	Rate	9%	3%	13%				50%			
	UCR Jurisdictional Population: 10,390	Youth <18 Clearances	0	0	0	0	0	0	0		
	TCOLE Peace Officer Count: 20	% of All Clearances	0%	0%	0%			0%			
LAMPASAS PD	Offenses	38	180	11	0	8	1	14	14	93	
	Rate	517	2,448	150	0	109	14	190	190	1,265	
	Clearances	5	42	8	0	9	0	9			
	Rate	13%	23%	73%		113%	0%	64%			
	UCR Jurisdictional Population: 7,353	Youth <18 Clearances	0	5	0	0	3	0	0		
	TCOLE Peace Officer Count: 23	% of All Clearances	0%	12%	0%		33%	0%			

Central Texas Council of Governments

Year: 2015

MILAM COUNTY										
Agency		Burglary	Larceny	Auto Theft	Murder	Rape	Robbery	Assault	Sexual Assault	Family Violence
CAMERON PD	Offenses	58	125	1	1	0	7	15	0	19
	Rate	1,081	2,331	19	19	0	131	280	0	354
	Clearances	17	22	0	1	0	3	11		
	Rate	29%	18%	0%	100%		43%	73%		
	Youth <18 Clearances	2	2	0	0	0	1	2		
	% of All Clearances	12%	9%		0%		33%	18%		
	UCR Jurisdictional Population: 5,363 TCOLE Peace Officer Count: 17									
MILAM CO SO	Offenses	43	52	7	0	0	0	10	4	49
	Rate	359	434	58	0	0	0	83	33	409
	Clearances	3	5	3	0	0	0	8		
	Rate	7%	10%	43%				80%		
	Youth <18 Clearances	0	0	0	0	0	0	1		
	% of All Clearances	0%	0%	0%				13%		
	UCR Jurisdictional Population: 11,986 TCOLE Peace Officer Count: 23									
ROCKDALE PD	Offenses	36	94	9	0	1	0	16	3	41
	Rate	648	1,692	162	0	18	0	288	54	738
	Clearances	10	34	5	0	1	0	13		
	Rate	28%	36%	56%		100%		81%		
	Youth <18 Clearances	0	3	1	0	0	0	1		
	% of All Clearances	0%	9%	20%		0%		8%		
	UCR Jurisdictional Population: 5,555 TCOLE Peace Officer Count: 10									
THORNDALE PD	Offenses	7	91	1	0	0	0	3	0	5
	Rate	539	7,011	77	0	0	0	231	0	385
	Clearances	3	41	1	0	0	0	3		
	Rate	43%	45%	100%				100%		
	Youth <18 Clearances	0	1	0	0	0	0	0		
	% of All Clearances	0%	2%	0%				0%		
	UCR Jurisdictional Population: 1,298 TCOLE Peace Officer Count: 3									

Central Texas Council of Governments

Year: 2015

MILLS COUNTY										
Agency		Burglary	Larceny	Auto Theft	Murder	Rape	Robbery	Assault	Sexual Assault	Family Violence
MILLS CO SO UCR Jurisdictional Population: 4,861 TCOLE Peace Officer Count: 11	Offenses	12	27	1	0	0	0	0	1	8
	Rate	247	555	21	0	0	0	0	21	165
	Clearances	1	2	1	0	0	0	0		
	Rate	8%	7%	100%						
	Youth <18 Clearances	1	0	1	0	0	0	0		
	% of All Clearances	100%	0%	100%						

Central Texas Council of Governments

Year: 2015

SAN SABA COUNTY										
Agency		Burglary	Larceny	Auto Theft	Murder	Rape	Robbery	Assault	Sexual Assault	Family Violence
SAN SABA CO SO	Offenses	24	8	1	0	0	0	0	0	8
	Rate	851	284	35	0	0	0	0	0	284
	Clearances	3	1	1	0	0	0	0		
	Rate	13%	13%	100%						
	Youth <18 Clearances	0	1	0	0	0	0	0		
	% of All Clearances	0%	100%	0%						
	UCR Jurisdictional Population: 2,820 TCOLE Peace Officer Count: 7									
SAN SABA PD	Offenses	0	3	0	0	1	0	4	2	30
	Rate	0	111	0	0	37	0	149	74	1,114
	Clearances	0	0	0	0	0	0	2		
	Rate		0%			0%		50%		
	Youth <18 Clearances	0	0	0	0	0	0	0		
	% of All Clearances							0%		
	UCR Jurisdictional Population: 2,692 TCOLE Peace Officer Count: 4									

Funding Source:
JAG - Byrne Justice Assistance

Central Texas Council of Governments

Grant #	Grantee Name	Project Title	Plan Year	Amount
Bell County				
2764401	Belton, City of	Central Texas Regional Law Enforcement Training Facility	2015	\$29,498
2764402	Belton, City of	Central Texas Regional Law Enforcement Training Facility	2016	\$49,000
2788301	Nolanville, City of	Nolanville PD Equipment Project	2015	\$16,730
Coryell County				
2785301	Copperas Cove, City of	Mobile Data Terminal (MDT) Program Completion Project	2015	\$9,871
3064401	Copperas Cove, City of	Total Station Project	2017	\$37,368
Lampasas County				
2783601	Lampasas County	Thermal Imaging Devices	2015	\$10,000
3140601	Lampasas County	Portable Radio	2017	\$43,440
Milam County				
2919701	Cameron, City of	Communications Upgrade	2016	\$27,901
2757301	Milam County	Radio Funding	2015	\$30,472
2908901	Milam County	Investigation Equipment	2016	\$26,940
2854901	Thorndale, City of	Police Patrol Vehicle	2016	\$32,624
Mills County				
2802601	Mills County	Equipment Project	2015	\$18,848
3074201	Mills County	Investigative Information Sharing Equipment	2017	\$41,327
San Saba County				
2773201	San Saba, City of	Investigative and Patrol Equipment Purchase	2015	\$22,000

Funding Source: Juvenile Justice

Central Texas Council of Governments

Grant #	Grantee Name	Project Title	Plan Year	Amount
Bell County				
2710903	Central Texas Council of Governments	Purchase of Juvenile Justice Alternatives	2016	\$56,078
2710902	Central Texas Council of Governments	Purchase of Juvenile Justice Alternatives	2015	\$56,078
2710904	Central Texas Council of Governments	Purchase of Juvenile Justice Alternatives	2017	\$56,078
Lampasas County				
2037607	Lometa ISD	Programs for After School Success	2015	\$66,100
3075601	Lometa ISD	Program for After School Success - PASS	2017	\$62,710
Milam County				
2902101	Milam County	Juvenile Probation Programs and Community Service Officer	2016	\$42,263

Funding Source:

Central Texas Council of Governments

VAWA - Violence Against Women Act

Grant #	Grantee Name	Project Title	Plan Year	Amount
Milam County				
2933601	Milam County	Special Crimes Prosecutor	2016	\$52,000
2933602	Milam County	Special Crimes Prosecutor	2017	\$52,000

Funding Source:
VOCA - Victims of Crime Act

Central Texas Council of Governments

Grant #	Grantee Name	Project Title	Plan Year	Amount
Bell County				
2799701	Aware Central Texas	Family Violence Unit	2015	\$30,724
2799702	Aware Central Texas	Family Violence Unit	2016	\$41,467
2799703	Aware Central Texas	Family Violence Unit	2017	\$147,720
2820001	City of Temple	Crisis Assistance Program	2015	\$18,797
2491304	Communities In Schools of Greater Central Texas	VOCA Specialists-Project RESTORE III:Restoring Hope to Children and Families	2015	\$99,000
2491305	Communities In Schools of Greater Central Texas	VOCA Specialists-Project RESTORE: Restoring Hope to Children and Families	2016	\$206,250
2125906	Families In Crisis, Inc.	Victim Intervention Program	2015	\$75,363
2125907	Families In Crisis, Inc.	Victim Intervention Program	2016	\$391,364
2916401	Killeen, City of	Crisis Assistance Program	2016	\$39,948
2820002	Temple, City of	Crisis Assistance Program	2016	\$41,719
Coryell County				
2859101	Coryell County	Crime Victims Office	2016	\$64,612
2859102	Coryell County	Crime Victims Office	2017	\$157,062
Milam County				
2921801	Milam County	Victims Assistance Project	2016	\$48,750
2921802	Milam County	Victims Assistance Project	2017	\$90,000
Mills County				
1395617	W.A.V. Project	Women Against Violence	2015	\$37,360
1395618	W.A.V. Project	Women Against Violence	2016	\$87,533
San Saba County				
1359516	Dove Project, Inc	Dove Project	2015	\$113,816
1359517	Dove Project, Inc	Dove Project	2016	\$138,642
1359518	Dove Project, Inc	Dove Project	2017	\$357,128

Central Texas Council of Governments

Year: 2015

Agency	Seized Funds Awaiting Forfeiture - End Balance	Forfeited Funds Account - End Balance	Total Expenditure of Forfeited Funds
Bell County			
Bartlett Police Dept.	\$0.00	\$600.00	\$0.00
Bell County Attorney	\$48,671.00	\$40,216.00	\$13,504.00
Bell County Constable Precinct 3	\$0.00	\$83.00	\$0.00
Bell County Constable Precinct 4	\$0.00	\$540.00	\$0.00
Bell County Organized Crime Unit	\$65,610.00	\$47,981.00	\$69,518.00
Bell County Sheriff's Dept.	\$0.00	\$1,034.00	\$0.00
Belton Police Dept.	\$0.00	\$5,561.00	\$6,067.00
Harker Heights Police Dept.	\$2,634.00	\$0.00	\$0.00
Killeen Fire Dept.	\$0.00	\$0.00	\$581.00
Killeen Police Dept.	\$0.00	\$129,999.00	\$0.00
Temple Police Dept.	\$0.00	\$311,673.00	\$0.00
Coryell County			
Copperas Cove Police Dept.	\$32,830.00	\$14,665.00	\$0.00
Coryell County Sheriff's Dept.	\$0.00	\$7,633.37	\$0.00
Gatesville Police Dept.	\$914.00	\$27,265.87	\$5,721.81
Hamilton County			
Hamilton County Sheriff's Dept.	\$0.00	\$8,934.00	\$1,950.00
Lampasas County			
Lampasas County Sheriff's Dept.	\$0.00	\$14,622.99	\$0.00
Lampasas Police Dept.	\$2,059.00	\$22,880.00	\$16,274.00
Lometa Police Dept.	\$1,698.00	\$1.00	\$0.00
Milam County			
Cameron Police Dept.	\$5,401.00	\$4,301.00	\$1,108.00
Milam County Sheriff's Dept.	\$0.00	\$31,502.00	\$1,447.00
Rockdale Police Dept.	\$4,817.00	(\$3,324.00)	\$3,324.00
Thorndale Police Dept.	\$0.00	\$0.00	\$0.00
Mills County			
Mills County Sheriff's Dept.	\$0.00	\$12,912.00	\$21,291.00
San Saba County			

Central Texas Council of Governments

Year: 2015

Agency	Seized Funds Awaiting Forfeiture - End Balance	Forfeited Funds Account - End Balance	Total Expenditure of Forfeited Funds
San Saba County Sheriff's Dept.	\$3,226.00	\$4,884.00	\$0.00
San Saba Police Dept.	\$380.00	\$0.00	\$0.00

Central Texas Council of Governments

Recipient Name	Program Title	Project Description	Fiscal Year	Federal Funds
BELL COUNTY				
City of Killeen	Edward Byrne Memorial Justice Assistance Grant Program	FY 15 JAG Program	2015	\$74,170
City of Killeen	Edward Byrne Memorial Justice Assistance Grant Program	FY 14 JAG Program	2014	\$89,879
Killeen, City of	Public Safety Partnership And Community Policing G	CHP	2014	\$1,500,000
Killeen, City of	Public Safety Partnership And Community Policing G	CHP	2015	\$1,625,000
CORYELL COUNTY				
City of Copperas Cove	Edward Byrne Memorial Justice Assistance Grant Program	Edward Byrne Memorial Justice Assistance Grant (JAG) Program FY 2014 Local Solicitation	2014	\$10,731

Resources for Evidence-Based Practices by Fund Source

Justice Assistance Grant (JAG) Program

- <http://www.crimesolutions.gov/>

One of the best resources for researching evidence-based practices is CrimeSolutions.gov, a clearinghouse website maintained by the U.S. Department of Justice. Criminal Justice Advisory Committees and applicants are encouraged to review CrimeSolutions.gov and other resources to prioritize the funding of projects that have been shown to be effective.

Juvenile Justice and Delinquency Prevention-Local Services

- <http://www.ojjdp.gov/mpg/>

The U.S. Office of Juvenile Justice and Delinquency Prevention maintains a Model Programs Guide (with information about evidence-based juvenile justice and youth prevention, intervention, and reentry programs. It is a resource for practitioners and communities about what works, what is promising, and what does not work in juvenile justice, delinquency prevention, and child protection and safety.

- <http://jjie.org/hub/>

Another resource is the Juvenile Justice Information Exchange, a project of the National Juvenile Justice Network, the MacArthur Foundation, and the Juvenile Justice Information Exchange – a comprehensive source of information on cutting-edge juvenile justice issues and reform trends.

General Victim Assistance Direct Services Program (Victims of Crime Act – VOCA)

The Office of Crime Victims maintains several online resources:

- <https://www.ovcttac.gov/>
The Training and Technical Assistance Center has online trainings (Victim Assistance Training-Online), webinars, a directory of consultants, and offers limited in-person training upon request.
- https://www.ovcttac.gov/views/resources/dspResources_Org.cfm
A directory of resources for organizations
- https://www.ovcttac.gov/views/resources/dspResources_PM.cfm
A directory of resources for program management
- https://www.ovcttac.gov/views/resources/dspResources_Practitioners.cfm
A directory of resources for practitioners
- <http://ovc.ncjrs.gov/ovcproviderforum/>
OVC HELP for Victim Service Providers Web Forum: “a place where victim service providers and allied professionals can connect to peers, share ideas about best practices, and help change lives.”

You can also contact OVC directly with questions via online contact form (<http://ovc.ncjrs.gov/askovc/>) or phone: 1-800-851-3420 or 202-836-6998 (TTY 301-240-6310).

- <http://www.sane-sart.com/>
SANE-SART offers online and on-site learning for victim advocates, members of law enforcement, prosecutors and crime lab specialists. These learners practice and gain experience at investigating sexual assault crimes, assisting victims and prosecuting offenders.
- <http://www.justicesolutions.org/>
Justice Solutions is a web site by crime victim professionals for crime victim professionals. It has online guides, articles, and other resources.
- <http://www.crimevictims.gov/providers.html/>
CrimeVictims.gov is a federal website with links to victim services resources
- <https://www.victimsofcrime.org/library/resource-directory-victims-with-disabilities>
The National Center for Victims of Crime maintains a resource directory for service providers working with crime victims with disabilities
- <https://www.victimsofcrime.org/library/publications>
The National Center for Victims of Crime maintains a library of publications on best practices
- <https://www.ncjrs.gov/>
The National Criminal Justice Reference Service is a federal government website with information on many topics, including victim services.

Violence Against Women Justice and Training Program (Violence Against Women Act – VAWA)

Please refer to the Evidence-Based Practices resources listed above, as many contain information pertinent to the program areas funded under VAWA. Resources more specifically covering violence against women include:

- <http://www.evawintl.org/Best-Practices>
End Violence Against Women International’s (EVAWI) website contains best-practices resources.
- [http://www.thelancet.com/journals/lancet/article/PIIS0140-6736\(14\)61703-7/fulltext](http://www.thelancet.com/journals/lancet/article/PIIS0140-6736(14)61703-7/fulltext)
A 2015 *Lancet* journal article reviewing the topic, “Prevention of violence against women and girls: what does the evidence say?”
- <https://vaw.msu.edu/project/evidence-based-advocacy-intervention-for-domestic-violence-survivors/>
The Michigan State University Consortium on Gender-based Violence has information on their Evidence-based Advocacy Intervention for Domestic Violence Survivors program.
- <http://www.cebc4cw.org/>
The California Evidence-Based Clearinghouse for Child Welfare.
- <http://www.cdc.gov/violenceprevention/sexualviolence/prevention.html>
The Center for Disease Control and Prevention’s website on Sexual Violence: Prevention Strategies
- <http://www.dvevidenceproject.org/>
The Domestic Violence Evidence Project
- <http://www.justice.gov/atj/legal-aid-interagency-roundtable-toolkit>
The Department of Justice’s Legal Aid Advocacy Roundtable Toolkit

The TCFV Service Directory

The family violence service providers listed in this directory represent a mix of TCFV family violence program members and Health and Human Services Commission Family Violence Programs (HHSC FVP) funded programs.

Visit www.tcfv.org/stateplan to view the Texas State Plan, *Access to Safety, Justice, and Opportunity: A Blueprint for Domestic Violence Interventions in Texas*. The tab entitled 'A Closer Look at Program Services' contains a detailed inventory of the services available via a network of family violence programs across the state.

Family Violence Programs

In Texas, there are approximately 100 family violence service providers, including TCFV's 72 member programs. These family violence programs provide an array of critical survivor-centered services to victims of family violence and their families which may include:

Crisis Services

24 hours a day, including emergency shelters and hotlines as well as site-based advocacy when needed, staffed by advocates who listen and assist survivors of family violence find options for safety for themselves and their children.

Advocacy Services

Advocates on staff with specialized training and expertise available to support survivors with the many complex issues that may arise including safety planning, awareness of economic and legal options, and assisting with navigating related systems such as Child and Adult Protective Services.

Legal Advocacy

Information about protective orders and other civil matters, and support for survivors in navigating their local court systems. Some programs offer legal counsel and most programs refer survivors to pro bono or low cost attorneys.

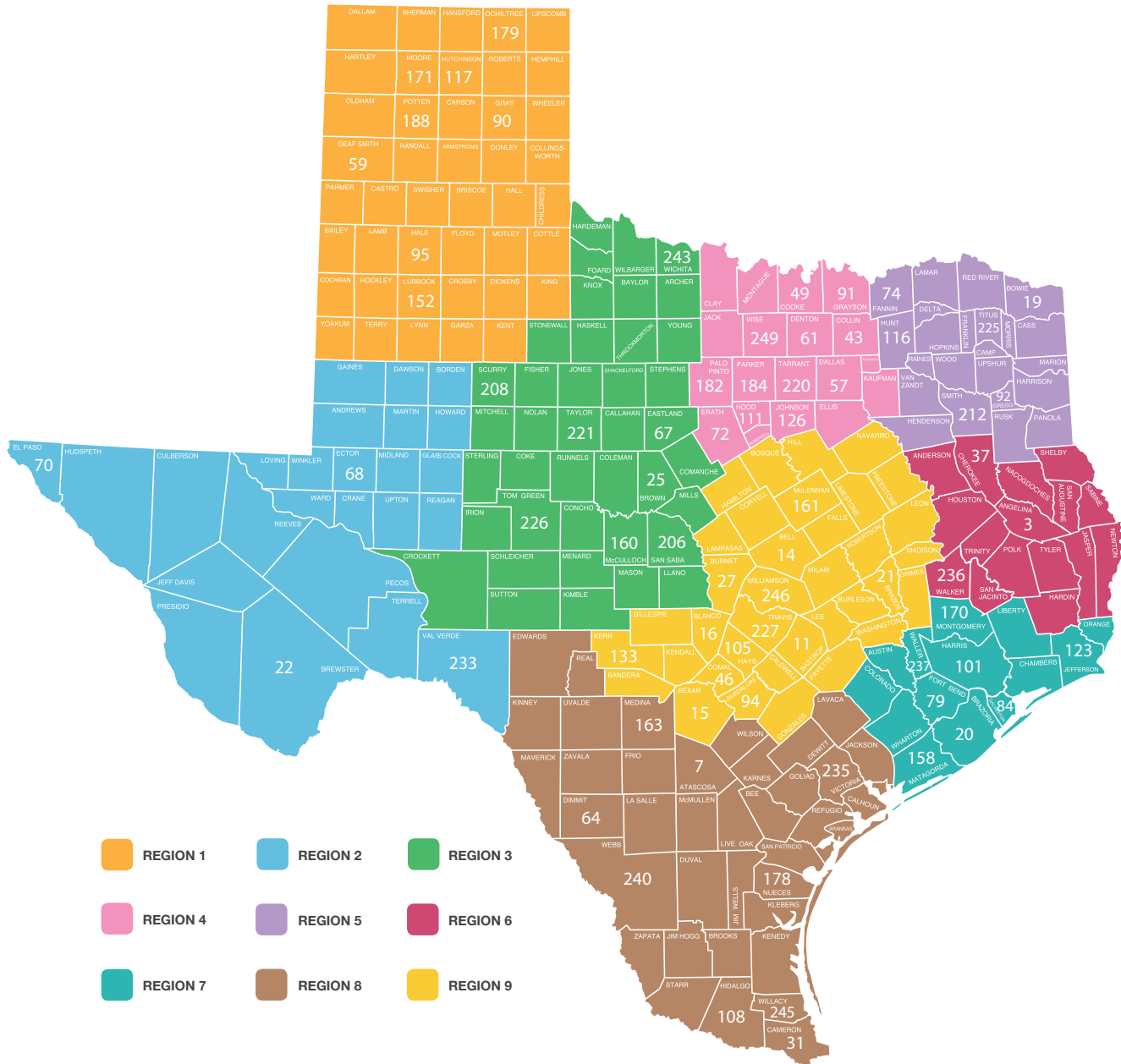
Support Groups and Counseling

Healing spaces for survivors, children and youth through support groups and individual counseling sessions.

HHSC-Funded Family Violence Programs: Comprehensive Services

Of the nearly 100 family violence service providers in Texas, 71 Shelter Centers and 9 Nonresidential Centers receive funding from HHSC FVP. These programs provide many of the services listed above; however, they must also provide comprehensive services to survivors, as outlined in Chapter 51 of the Texas Human Resource Code, as well as following a detailed survivor-centered set of regulations. In addition, HHSC FVP funds 25 Special Nonresidential Projects designed to provide a specialized family violence service in their community. For more information about these regulations visit www.hhsc.state.tx.us and www.tcfv.org.

Service Provider Locator



- REGION 1
- REGION 2
- REGION 3
- REGION 4
- REGION 5
- REGION 6
- REGION 7
- REGION 8
- REGION 9

Listing by County

Angelina [3]
Family Crisis Center of East Texas (Lufkin)

Atascosa [7]
Atascosa Family Crisis Center, Inc. (Pleasanton)

Bastrop [11]
Family Crisis Center (Bastrop)

Bell [14]
Families in Crisis, Inc. (Killeen)

Bexar [15]
Family Violence Prevention Services, Inc. (San Antonio)
P.E.A.C.E. Initiative (San Antonio)

Bowie [19]
Domestic Violence Prevention (Texarkana)

Brazoria [20]
Women's Center of Brazoria County (Angleton)

Brazos [21]
Phoebe's Home (Bryan)

Brewster [22]
Family Crisis Center of the Big Bend (Alpine)

Brown [25]
The Ark Domestic Violence and Sexual Assault Shelter (Brownwood)

Burnet [27]
Highland Lakes Family Crisis Center (Marble Falls)

Calhoun [29]
The Harbor Children's Alliance & Victim Center (Port Lavaca)

Cameron [31]
Family Crisis Center of the Rio Grande Valley (Harlingen)

Friendship of Women, Inc. (Brownsville)

Cherokee [37]
Crisis Center of Anderson and Cherokee Counties (Jacksonville)

Collin [43]
Hope's Door Inc (Plano)

Texas Muslim Women's Foundation, Inc. (Plano)

Comal [46]
Crisis Center of Comal County
(New Braunfels)

Cooke [49]
Abigail's Arms-Cooke County Family
Crisis Center, Inc. (Gainesville)

Dallas [57]
Brighter Tomorrows (Grand Prairie)
Genesis Women's Shelter (Dallas)
Mosaic Family Services, Inc. (Dallas)
New Beginning Center (Garland)
The Family Place (Dallas)
The Salvation Army Family Violence
Program (Dallas)

Deaf Smith [59]
Deaf Smith County Crisis Center (Hereford)

Denton [61]
Denton County Friends of the Family, Inc.
(Denton)

Dimmit [64]
Wintergarden Women's Shelter, Inc.
(Carrizo Springs)

Eastland [67]
Eastland County Crisis Center, Inc.
(Eastland)

Ector [68]
Crisis Center (Odessa)

El Paso [70]
Center Against Sexual and Family
Violence (El Paso)

Ellis [71]
Healing Hearts Center (Waxahachie)

Erath [72]
Cross Timbers Family Services (Stephenville)

Fannin [74]
Fannin County Family Crisis Center (Bonham)

Fort Bend [79]
Fort Bend County Women's Center, Inc.
(Richmond)

Galveston [84]
Resource and Crisis Center of
Galveston County (Galveston)

Gray [90]
Tralee Crisis Center for Women (Pampa)

Grayson [91]
Grayson County Crisis Center (Sherman)

Gregg [92]
Women's Center of East Texas (Longview)

Guadalupe [94]
Guadalupe Valley Family Violence Shelter
(Seguin)

Hale [95]
Crisis Center of the Plains (Plainview)

Harris [101]
Aid to Victims of Domestic Abuse (Houston)
Asians Against Domestic Abuse (Sugarland)
Bay Area Turning Point (Houston)
FamilyTime Crisis and Counseling Center
(Humble)
Houston Area Women's Center (Houston)
Northwest Assistance Ministries' Family
Violence Center (Houston)
Tahirih Justice Center (Houston)
The Bridge Over Troubled Waters
(Pasadena)
The Montrose Center (Houston)

Hays [105]
Hays-Caldwell Women's Center (San Marcos)

Hidalgo [108]
Mujeres Unidas/Women Together
Foundation (McAllen)
Texas Rio Grande Legal Aid (Weslaco)

Hood [111]
Mission Granbury, Inc. (Granbury)

Hunt [116]
Women in Need, Inc. (Greenville)

Hutchinson [117]
Hutchinson County Crisis Center, Inc.
(Borger)

Jefferson [123]
Family Services of Southeast Texas
(Beaumont)

Johnson [126]
Johnson County Family Crisis Center
(Cleburne)

Kendall [130]
Kendall County Women's Shelter (Boerne)

Kerr [133]
Hill Country CARES, Inc. (Kerrville)

Lubbock [152]
Women's Protective Services (Lubbock)

Matagorda [158]
The Crisis Center of Matagorda and
Wharton Counties (Bay City)

McCulloch [160]
The Haven Family Shelter of McCulloch
County, Inc. (Brady)

McLennan [161]
Family Abuse Center, Inc. (Waco)

Medina [163]
Southwest Family Life Center (Hondo)

Midland [165]
Safe Place of the Permian Basin (Midland)

Montgomery [170]
Montgomery County Women's Center
(Conroe)

Moore [171]
Safe Place, Inc. (Dumas)

Nueces [178]
Women's Shelter of South Texas
(Corpus Christi)

Ochiltree [179]
Panhandle Crisis Center (Perryton)

Palo Pinto [182]
Hope, Inc. (Mineral Wells)

Parker [184]
Freedom House (Weatherford)

Potter [188]
Family Support Services (Amarillo)

San Saba [206]
The Dove Project (San Saba)

Scurry [208]
Gateway Family Services (Snyder)

Smith [212]
East Texas Crisis Center (Tyler)

Starr [214]
South Texas Empowerment of Women
Center (Rio Grande City)

Tarrant [220]
SafeHaven of Tarrant County (Fort Worth)

Taylor [221]
Noah Project, Inc. (Abilene)

Titus [225]
Shelter Agencies for Families in East
Texas (SAFE-T) (Mt. Pleasant)

Tom Green [226]
NewBridge Family Shelter (San Angelo)

Travis [227]
Asian Family Support Services (Austin)
SafePlace (Austin)
Texas Advocacy Project, Inc. (Austin)

Val Verde [233]
BCFS Health & Human Services (Del Rio)
New Horizon Women and Children's
Shelter (Del Rio)

Victoria [235]
Mid-Coast Family Services - Women's
Crisis Center (Victoria)

Walker [236]
SAAFE House (Huntsville)

Waller [237]
Focusing Families (Hempstead)

Webb [240]
Casa De Misericordia (Laredo)

Wichita [243]
First Step, Inc. (Wichita Falls)

Williamson [246]
Hope Alliance (Round Rock)

Wise [249]
Wise County Domestic Violence Task
Force (Decatur)

Family Violence Service Providers

A

ABILENE

Taylor County [221]
TCFV Region 3

Noah Project, Inc.

Leigh Ann Fry
leighannf@noahproject.org

325-676-7107 Phone
800-444-3551 Hotline
www.noahproject.org

Additional Counties Served: Callahan, Eastland, Haskell, Jones, Knox, Shackelford, Stephens, Stonewall & Throckmorton



ALPINE

Brewster County [22]
TCFV Region 2

Family Crisis Center of the Big Bend

Sara Stropoli
fccbb@sbcglobal.net

432-837-7254 Phone
800-834-0654 Hotline

Additional Counties Served: Pecos, Presidio, Jeff Davis & Terrell

Additional Outreach Locations: Presidio (432-229-4297) & Terlingua (432-371-3147)



AMARILLO

Potter County [188]
TCFV Region 1

Family Support Services

Jim Womack
jwomack@fss-ama.org

806-342-2500 Phone
806-374-5433 Hotline
www.fss-ama.org

Additional Counties Served: Armstrong & Randall



ANGLETON

Brazoria County [20]
TCFV Region 7

Women's Center of Brazoria County

David Moore
d.moore.wcbc@att.net

979-849-9553 Phone
800-243-5788 Hotline
www.womenscenterbc.com

Additional Outreach Locations: Freeport (979-233-7174), Pearland (281-485-0934) & West Columbia (979-345-5014)



ARLINGTON

SafeHaven of Tarrant County
For more information see listing under Fort Worth.



AUSTIN

Travis County [227]
TCFV Region 9

Asian Family Support Services

Linda Phan
lphan@afsfaustin.com

512-581-6318 Phone
513-358-6315 Hotline
www.afsfaustin.org



SafePlace

Melinda Cantu
mcantu@safeplace.org

512-267-7233 Phone
512-267-7233 Hotline
www.safeplace.org



Texas Advocacy Project, Inc.

Heather Bellino
hbellino@texasadvocacyproject.org

512-476-5377 Phone
800-374-4673 Hotline
www.texasadvocacyproject.org

Additional Counties Served: Statewide



BASTROP

Bastrop County [11]
TCFV Region 9

Family Crisis Center

Sherry Murphy
sherrym@familycrisiscenter.us

512-321-7760 Phone
888-311-7755 Hotline
www.family-crisis-center.org

Additional Counties Served: Colorado, Fayette & Lee

Additional Outreach Locations: Columbus, Giddings & La Grange



BAY CITY

Matagorda County [158]
TCFV Region 7

The Crisis Center of Matagorda and Wharton Counties

Eugene Davis
eugene@crisiscnt.com

979-245-9109 Phone
800-451-9235 Hotline
www.crisiscnt.com

Additional Counties Served: Wharton
Additional Outreach Locations: Wharton (979-531-1300)



BEAUMONT

Jefferson County [123]
TCFV Region 7

Family Services of Southeast Texas

Janet Walker
jwalker@westrengthenfamilies.org

409-833-2668 x 106 Phone
409-832-7575 Hotline
www.westrengthenfamilies.org

Additional Counties Served: Hardin, Jasper, Newton, Orange & Tyler

Additional Outreach Locations: Jasper (409-384-1225), Newton (409-379-8488) & Woodville (409-283-5887)



BOERNE

Kendall County [130]
TCFV Region 9

Kendall County Women's Shelter

Hattie Allen
hallen@kcwstexas.org

830-331-8950 Phone
800-495-8078 Hotline
www.kcwstexas.org



BONHAM

Fannin County [74]
TCFV Region 5

Fannin County Family Crisis Center

Carol Pillars
903-538-7694 Phone
903-583-7000 Hotline
www.fccrisiscenter.org



BORGER

Hutchinson County [117]
TCFV Region 1

Hutchinson County Crisis Center, Inc.

Norma Luginbyhl
nluginbyhl@borgerhc3.org

806-274-9525 Phone
806-273-2313 Hotline
www.borgerhc3.org



BRADY

McCulloch County [160]
TCFV Region 3

The Haven Family Shelter of McCulloch County, Inc.

Donna Jones
havenshelter@hotmail.com

325-597-7644 Phone
325-597-7644 Hotline

Additional Counties Served: Mason & Menard



BROWNSVILLE

Cameron County [31]
TCFV Region 8

Friendship of Women, Inc.

Gloria Ocampo
ceo@fowinc.com

956-544-7412 Phone
956-544-7412 Hotline



BROWNWOOD

Brown County [25]
TCFV Region 3

The Ark Domestic Violence and Sexual Assault Shelter

Terri Densman
terri.densman@arkshelter.org

325-643-2699 Phone
325-643-2699 Hotline

Additional Counties Served: Coleman & Comanche



BRYAN

Brazos County [21]
TCFV Region 9

Phoebe's Home

Linda Chandler
chandlerl@twincitymission.org

979-822-7511 Phone
888-452-9253 Hotline
www.twincitymission.org



B

C

CARRIZO SPRINGS

Dimmit County [64]

TCFV Region 8

Wintergarden Women's Shelter, Inc.

Martha Ponce

marthaaliaponce@yahoo.com

830-876-9656 Phone

800-363-9441 Hotline

www.wintergardenwomensshelter.org

Additional Counties Served: LaSalle, Maverick & Zavala

Additional Outreach Locations: Cotulla (830-876-5676), Crystal City (830-374-2991) & Eagle Pass (830-757-5188)



CLEBURNE

Johnson County [126]

TCFV Region 4

Johnson County Family Crisis Center

Jerri Vaughn

vaughnjerri@hotmail.com

817-558-7171 Phone

800-848-3206 Hotline

www.familycrisiscenterofjohnsoncounty.org

Additional Counties Served: Bosque, Hill & Somervell



CONROE

Montgomery County [170]

TCFV Region 7

Montgomery County Women's Center

Sarah Raleigh

sarah@mcwctx.org

936-441-4044 Phone

936-441-7273 Hotline

www.mcwctx.org

Additional Counties Served: Harris, Liberty & Walker



CORPUS CHRISTI

Nueces County [178]

TCFV Region 8

Women's Shelter of South Texas

Frances Wilson

fwilson@thewomensshelter.org

361-884-2900 Phone

361-881-8888 Hotline

www.thewomensshelter.org

Additional Counties Served: Aransas, Bee, Brooks, Duval, Jim Wells, Kenedy, Kleberg, Live Oak, McCullen, Refugio & San Patricio

Additional Outreach Locations: Alice (361-664-8598), Beeville (361-362-1187), Kingsville (361-516-0288) & Sinton (361-364-0661)



D

DALLAS

Dallas County [57]

TCFV Region 4

Catholic Charities of Dallas, Inc.

Vanna Slaughter

vanna@ccicdsdallas.org

214-634-7182 Phone

www.catholiccharitiesdallas.org



Genesis Women's Shelter

Jan Langbein

214-389-7700 Phone

214-946-4357 Hotline

www.genesisshelter.org



Mosaic Family Services, Inc.

Walter Nguyen

walturn@mosaicsservices.org

214-821-5393 Phone

214-823-4434 Hotline

www.mosaicsservices.org



The Family Place

Paige Flink

phflink@familyplace.org

214-559-2170 Phone

214-941-1991 Hotline

www.familyplace.org

Additional Outreach Locations: Dallas (214-559-2170 & 214-956-0100)



The Salvation Army Family Violence Program

Hiba Hakam

hiba_hakam@uss.salvationarmy.org

214-424-7058 Phone

214-424-7208 Hotline

www.salvationarmydallas.org

Additional Counties Served: Collin, Denton, Ellis & Tarrant



DECATUR

Wise County [249]

TCFV Region 4

Wise County Domestic Violence Task Force

Pat Slayton

wcdvtf@embarqmail.com

940-626-4117 Phone

866-684-4855 Hotline

www.wiseforce.org

Additional Counties Served: Jack & Montague



DEL RIO

Val Verde County [233]

TCFV Region 2

BCFS Health & Human Services

Susan Rosas

830-768-2755 Phone

830-768-2755 Hotline

www.bcfs.net



New Horizon Women and Children's Shelter

Isabel Fernandez

quad@wconline.net

830-774-7411 Phone

Additional Counties Served: Kinney, Maverick & Uvalde



DENTON

Denton County [61]

TCFV Region 4

Denton County Friends of the Family, Inc.

Toni Johnson-Simpson

toni@dcf.org

940-387-5131 Phone

800-572-4031 Hotline

www.dcf.org



DESOTO

Brighter Tomorrows

For more information see listing under Grand Prairie.



DUMAS

Moore County [171]

TCFV Region 1

Safe Place, Inc.

Grace Dovalina

gdovalina@safeplaceinc.org

806-935-7585 Phone

806-935-2828 Hotline

www.safeplaceinc.org



E

EASTLAND

Eastland County [67]

TCFV Region 3

Eastland County Crisis Center, Inc.

Rhonda Howie

director@eastlandcrisis.org

254-629-3223 Phone

888-686-3222 Hotline

www.eastlandcrisis.org



EL PASO

El Paso County [70]

TCFV Region 2

Center Against Sexual and Family Violence

Stephanie Karr

skarr@casfv.org

915-593-1000 Phone

915-593-7300 Hotline

www.casfv.org

Additional Counties Served: Culberson & Hudspeth

Additional Outreach Locations: El Paso (915-595-2238)



F

FORT WORTH

Tarrant County [220]

TCFV Region 4

SafeHaven of Tarrant County

Kathryn Jacob

kjacob@safehaventc.org

817-535-6462 Phone

877-701-7233 Hotline

www.safehaventc.org

Additional Outreach Locations: Arlington



Family Violence Service Providers

G

GAINESVILLE

Cooke County [49]
TCFV Region 4

Abigail's Arms-Cooke County Family Crisis Center, Inc.

Kim Cook
kcook@abigailsarms.org

940-665-2873 Phone
877-846-4751 Hotline
www.abigailsarms.org

Additional Counties Served: Cooke & Montague



GALVESTON

Galveston County [84]
TCFV Region 7

Resource and Crisis Center of Galveston County

Bonnie Martin
bmartin@rccgc.org

409-763-1441 Phone
409-765-7233 Hotline
www.rccgc.org

Additional Outreach Locations: Galveston (409-765-2604), League City (281-554-6983) & Texas City (409-942-4357)



GARLAND

Dallas County [57]
TCFV Region 4

New Beginning Center

Cindy Turek
cturek@newbeginningcenter.org

972-276-0423 Phone
972-276-0057 Hotline
www.newbeginningcenter.org

Additional Counties Served: Rockwall
Additional Outreach Locations: Mesquite



GRANBURY

Hood County [111]
TCFV Region 4

Mission Granbury, Inc.

Dusty Scovel
dscovel@missiongranbury.org

817-579-6866 Phone
817-579-6848 Hotline
www.missiongranbury.org



GRAND PRAIRIE

Dallas County [57]
TCFV Region 4

Brighter Tomorrows

Diana Franzetti
diana@brightertomorrows.net

972-254-4003 x 100 Phone
972-262-8383 Hotline
www.brightertomorrows.net

Additional Outreach Locations: De Soto (972-274-9571) & Irving (214-441-9861)



GREENVILLE

Hunt County [116]
TCFV Region 5

Women in Need, Inc.

Connie Pettitt
cpettitt@geusnet.com

903-455-4612 Phone
903-454-4357 Hotline
www.wintexas.org

Additional Counties Served: Rains & Rockwall
Additional Outreach Locations: Rockwall



H

HARLINGEN

Cameron County [31]
TCFV Region 8

Family Crisis Center of the Rio Grande Valley

Cynthia Catchings
cyntheph@yahoo.com

956-423-9305 Phone
866-423-9304 Hotline
www.familycrisisctr.org

Additional Counties Served: Willacy
Additional Outreach Locations: Raymondville (956-689-5150)



HEMPSTEAD

Waller County [237]
TCFV Region 7

Focusing Families

Kim Mathis-Goodrum
kmathis@focusing-families.org

979-826-3290 Phone
979-826-0000 Hotline
www.focusing-families.org

Additional Counties Served: Austin, Grimes, NW Harris, Waller, Washington



HEREFORD

Deaf Smith County [59]
TCFV Region 1

Deaf Smith County Crisis Center

Carol Robinson
kencovac@gmail.com

806-364-4435 Phone
806-363-6727 Hotline
www.deafsmithcccrisiscenter.org

Additional Counties Served: Castro, Oldham & Parmer



HONDO

Medina County [163]
TCFV Region 8

Southwest Family Life Center

Edna Cuellar
cuellar_edna@yahoo.com

830-426-5972 Phone
830-426-5131 Hotline

Additional Counties Served: Frio & Uvalde
Additional Outreach Locations: Pearsall (830-334-4556) & Uvalde (830-278-1067)



HOUSTON

Harris County [101]
TCFV Region 7

Aid to Victims of Domestic Abuse

Sherri Kendall
sherrick@avda-tx.org

713-224-9911 Phone
713-224-9911 Hotline
www.avda-tx.org



Bay Area Turning Point

Diane Savage
dsavage@bayareaturningpoint.com

281-338-7600 Phone
281-286-2525 Hotline
www.bayareaturningpoint.org

Additional Counties Served: Northern Galveston & Southeast Harris County
Additional Outreach Locations: Anahuac



Houston Area Women's Center

Rebecca White
rwhite@hawc.org

713-528-6798 Phone
713-528-2121 Hotline
www.hawc.org



Northwest Assistance Ministries' Family Violence Center

Sheryl Johnson
sjohnson@namonline.org

281-885-4555 Phone
888-750-4673 Hotline
www.namonline.org

Additional Counties Served: Montgomery



Tahirih Justice Center

Anne Chandler
houston@tahirih.org

713-496-0100 Phone
www.tahirih.org



The Montrose Center

Ann Robinson

713-529-0037 Phone
713-529-3211 Hotline
www.montrosecounselingcenter.org



HUMBLE

Harris County [101]
TCFV Region 7

FamilyTime Crisis and Counseling Center

Judith Cox
jcox_ftime@earthlink.net

281-446-2615 Phone
281-446-2615 Hotline
www.familytimecc.org

Additional Counties Served: Liberty & Montgomery



HUNTSVILLE

Walker County [236]
TCFV Region 7

SAAFE House

Jolene Miller
jmiller@saafehouse.org

936-291-3529 Phone
936-327-2513 Hotline
www.saafehouse.org

Additional Counties Served: Polk, San Jacinto & Trinity

Additional Outreach Locations: Livingston (936-237-6427)



J

JACKSONVILLE

Cherokee County [37]

TCFV Region 6

Crisis Center of Anderson and Cherokee Counties

Donald Hammock

donalddh@mycrisiscenter.com

903-586-9118 Phone

800-232-8519 Hotline

www.mycrisiscenter.com

Additional Counties Served: Anderson

Additional Outreach Locations: Palestine (903-723-5858)



JASPER

Family Crisis Center of Southeast Texas

For more information see listing under Beaumont.



K

KERRVILLE

Kerr County [133]

TCFV Region 9

Hill Country CARES, Inc.

Judy Sullivan

judysullivan@hccares.com

830-257-7088 Phone

888-621-0047 Hotline

www.hccares.com

Additional Counties Served: Bandera, Gillespie & Kendall

Additional Outreach Locations: Bandera (830-796-3302), Boerne (830-796-3302) & Fredericksburg (830-257-2400)



KILLEEN

Bell County [14]

TCFV Region 9

Families in Crisis, Inc.

William Hall

ficinc@earthlink.net

254-634-1184 Phone

254-634-1184 Hotline

www.familiesincrisis.net

Additional Counties Served: Coryell & Hamilton

Additional Outreach Locations: Gatesville, Hamilton & Temple (254-773-2262)



L

LAREDO

Webb County [240]

TCFV Region 8

Casa De Misericordia

Rosemary Welsh

casademisericordia@bizlaredo.rr.com

956-712-9590 Phone

956-712-9591 Hotline

www.casademisericordia.org

Additional Counties Served: Jim Hogg & Zapata



LIVINGSTON

SAAFE House

For more information see listing under Huntsville.



LONGVIEW

Gregg County [92]

TCFV Region 5

Women's Center of East Texas

Shannon Trest

shannon@wc-et.org

903-295-7846 Phone

800-441-5555 Hotline

www.wc-et.org

Additional Counties Served: Greg, Harrison, Marion, Panola, Rusk & Upshur

Additional Outreach Locations: Gilmer (903-680-2441), Henderson (903-657-7363), Longview (903-295-7526) & Marshall (903-934-9661)



LUBBOCK

Lubbock County [152]

TCFV Region 1

Women's Protective Services

Jason Henry

jhenry@wpslb.org

806-748-5292 Phone

806-747-6491 Hotline

www.wpslubbock.org

Additional Counties Served: Bailey, Cochran, Crosby, Dickens, Garza, Hockley, King, Lamb, Lynn, Terry & Yoakum



LUFKIN

Angelina County [3]

TCFV Region 6

Family Crisis Center of East Texas

Heather Kartye

kartywset@suddenlinkmail.com

936-639-1681 Phone

800-828-7233 Hotline

www.familycrisiscenterofeasttexas.com

Additional Counties Served: Houston, Nacogdoches, Polk, Sabine, San Augustine, San Jacinto & Shelby

Additional Outreach Locations: Nacogdoches



M

MARBLE FALLS

Burnet County [27]

TCFV Region 9

Highland Lakes Family Crisis Center

Alma Lahmon

hlfcc@nctv.com

830-693-3656 Phone

830-693-5600 Hotline

www.hlfcc.org

Additional Counties Served: Blanco, Lampasas & Llano



MCALLEN

Hidalgo County [108]

TCFV Region 8

Mujeres Unidas/Women Together Foundation

Estella De Anda

womentog@swbell.net

956-664-2826 Phone

956-630-4878, 800-580-4879 Hotline

www.mujeresunidas.org

Additional Counties Served: Starr

Additional Outreach Locations: McAllen (956-969-0729) & Weslaco (956-630-4878)



MIDLAND

Midland County [165]

TCFV Region 2

Safe Place of the Permian Basin

Carole Wayland

cwayland@safepacenow.com

432-522-7202 Phone

432-570-1465 Hotline

www.safepacenow.com

Additional Counties Served: Andrews,

Borden, Crane, Dawson, Ector, Gaines, Glasscock, Howard, Loving, Martin, Midland, Reeves, Upton, Ward & Winkler

Additional Outreach Locations: Dalhart (806-249-5127), Midland (432-522-7202) & Odessa (432-580-5970)



MINERAL WELLS

Palo Pinto County [182]

TCFV Region 4

Hope, Inc.

Lisa Huffaker

hopeinc@suddenlinkmail.com

940-325-1307 Phone

940-325-1306 Hotline

Additional Counties Served: Erath, Hood, Parker & Wise



MT. PLEASANT

Titus County [225]

TCFV Region 5

Shelter Agencies for Families in East Texas (SAFE-T)

Carol Gresham

director@safet-agency.com

903-572-0973 Phone

903-575-9999 Hotline

www.safet-agency.com

Additional Counties Served: Camp, Delta, Franklin, Hopkins, Lamar, Morris & Red River

Additional Outreach Locations: Paris (903-783-1313) & Sulphur Springs (903-439-0325)



Family Violence Service Providers

N

NEW BRAUNFELS

Comal County [46]
TCFV Region 9

Crisis Center of Comal County

Barbara Mainz
bmainz@cccncbt.org

832-620-7520 Phone
800-434-8013 Hotline
www.cccncbt.org



O

ODESSA

Ector County [68]
TCFV Region 2

Crisis Center

Karen Hildebrand
karen@odessacrisiscenter.org

432-333-2527 Phone
866-627-4747 Hotline
www.odessacrisiscenter.org

Additional Counties Served: Andrews, Crane, Gaines, Loving, Pecos, Reeves, Ward & Winkler



P

PALESTINE

Crisis Center of Anderson and Cherokee Counties

For more information see listing under Jacksonville.



PAMPA

Gray County [90]
TCFV Region 1

Tralee Crisis Center for Women

Dee Dee Laramore
deedee.tralee@sbcglobal.net

806-669-1131 Phone
806-669-1788 Hotline
www.traleecrisiscenter.com

Additional Counties Served: Carson, Childress, Collingsworth, Donley, Hemphill, Roberts & Wheeler



PASADENA

Harris County [101]
TCFV Region 7

The Bridge Over Troubled Waters

Deborah Moseley
dmoseley@tbotw.org

713-472-0753 Phone
713-473-2801 Hotline
www.tbotw.org



PERRYTON

Ochiltree County [179]
TCFV Region 1

Panhandle Crisis Center

Cindy Smith
cindy.smith@panhandlecrisiscenter.org

806-435-5008 Phone
800-753-5308 Hotline
www.panhandlecrisiscenter.org

Additional Counties Served: Hansford & Lipscomb

Additional Outreach Locations: Spearman (806-659-3391)



PLAINVIEW

Hale County [95]
TCFV Region 1

Crisis Center of the Plains

Marci Brown
mbrown@crisisctr.com

806-293-9772 Phone
806-293-7273 Hotline

Additional Counties Served: Briscoe, Castro, Floyd, Hall, Lamb, Motley & Swisher



PLANO

Collin County [43]
TCFV Region 4

Hope's Door Inc

James Malatich
jim.malatich@hopedoorinc.org

972-422-2911 Phone
972-422-7233 Hotline
www.hopedoorinc.org

Additional Counties Served: Dallas & Denton



Texas Muslim Women's Foundation, Inc.

Hind Jarrah, PhD
execdir@tmwf.org

469-467-6241 x 109 Phone
972-880-4192 Hotline
www.tmwf.org



PLEASANTON

Atascosa County [7]
TCFV Region 8

Atascosa Family Crisis Center, Inc.

Donna Fisher
df@atascosafamilycrisis.org

830-281-2001 Phone
www.atascosafamilycrisis.org



PORT LAVACA

Calhoun County [29]
TCFV Region 8

The Harbor Children's Alliance & Victim Center

Maria Flores
theharbored@cableone.net

361-552-1982 Phone
361-552-1982 Hotline
www.harboradvocacycenter.org



PRESIDIO

Family Crisis Center of the Big Bend

For more information see listing under Alpine.



R

RICHMOND

Fort Bend County [79]
TCFV Region 7

Fort Bend County Women's Center, Inc.

Vita Goodell
vgoodell@fortbendwomenscenter.org

281-344-5750 Phone
281-342-4357 Hotline
www.fortbendwomenscenter.org

Additional Counties Served: Harris
Additional Outreach Locations: Rosenberg (281-344-5730) & Stafford (281-207-2460)



RIO GRANDE CITY

Starr County [214]
TCFV Region 8

South Texas Empowerment of Women Center

Rosalia Fink
rsfink4@gmail.com

956-486-1486 Phone
1-800-799-SAFE Hotline
www.stewc.net



ROUND ROCK

Williamson County [246]
TCFV Region 9

Hope Alliance

Patty Conner
patty.conner@hopealliancetxt.org

512-255-1212 Phone
800-460-7233 Hotline
www.hopealliancetxt.org



S

SAN ANGELO

Tom Green County [226]
TCFV Region 3

NewBridge Family Shelter

Jerri Slone
jslone9628@aol.com

325-658-8631 Phone
325-655-5774 Hotline
www.icdbridges.org

Additional Counties Served: Coke, Concho, Crockett, Irion, Kimble, Mason, McCulloch, Menard, Runnels, Scheicher, Sterling & Sutton



SAN ANTONIO

Bexar County [15]
TCFV Region 9

Family Violence Prevention Services, Inc.

Marta Pelaez
fvps-exdir@satx.rr.com

210-930-3669 Phone
979-826-0000 Hotline
www.fvps.org

Additional Counties Served: Atascosa, Bexar, Comal, Guadalupe, Medina & Wilson



P.E.A.C.E. Initiative

Patricia Castillo, LMSW
patpeacesa@gmail.com

210-533-2729 Phone
www.thepeaceinitiative.net



SAN MARCOS

Hays County [105]
TCFV Region 9

Hays-Caldwell Women's Center

Marla Johnson
mjohnson@hcwc.org

512-396-3404 Phone
512-396-4357 Hotline
www.hcwc.org

Additional Counties Served: Caldwell



SAN SABA

San Saba County [206]
TCFV Region 3

The Dove Project

Jessica Hayes
jlhayes@centex.net

325-372-4357 Phone
325-372-4357 Hotline

Additional Counties Served: Llano



SEGUIN

Guadalupe County [94]
TCFV Region 9

Guadalupe Valley Family Violence Shelter

Jennifer Fernandez
jennifer.fernandez@safeseguoin.org

830-372-2781 Phone
800-834-2033 Hotline
www.safeseguoin.org

Additional Counties Served: Gonzales,
Karnes & Wilson



SHERMAN

Grayson County [91]
TCFV Region 4

Grayson County Crisis Center

Rachel Morgan
rachel.morgan@graysoncrisiscenter.org

903-893-3909 Phone
903-892-4600 Hotline
www.graysoncrisiscenter.org

Additional Counties Served: Cooke, Fannin



SNYDER

Scurry County [208]
TCFV Region 3

Gateway Family Services

Lyndia Allen
exedirector@gatewaysnyder.com

325-573-4351 Phone
325-573-1822 Hotline

Additional Counties Served: Fisher, Kent,
Mitchell & Nolan

Additional Outreach Locations: Sweetwater
(325-235-1552)



STEPHENVILLE

Erath County [72]
TCFV Region 4

Cross Timbers Family Services

Jodee Lucero
pc@ctfshelp.org

254-965-5516 Phone
254-965-4357 Hotline
www.ctfshelp.org

Additional Counties Served: Bosque,
Comanche, Eastland, Hood, Palo Pinto &
Somervell



SUGARLAND

Harris County [101]
TCFV Region 7

Asians Against Domestic Abuse

Maryam Kamal Eldin
mkeldin@aadainc.org

713-974-3743 Phone
713-339-8300 Hotline
www.aadainc.org

Additional Counties Served: Fort Bend



TEMPLE

Families in Crisis

**For more information see listing
under Killeen.**



TEXARKANA

Bowie County [19]
TCFV Region 5

Domestic Violence Prevention

Pam Dennington
pam@dvptxk.org

903-794-4000 Phone
903-793-4357 Hotline
www.dvptxk.org

Additional Counties Served: Cass



TYLER

Smith County [212]
TCFV Region 5

East Texas Crisis Center

Lana Peacock
director@etcc.org

903-509-2526 Phone
800-333-0358 Hotline
www.etcc.org

Additional Counties Served: Henderson,
Rains, Van Zandt & Wood

Additional Outreach Locations: Athens
(903-675-2137) & Quitman (903-368-1923)



V

VICTORIA

Victoria County [235]
TCFV Region 8

Mid-Coast Family Services - Women's Crisis Center

Ginny Stafford
gstafford@midcoastfamily.org

361-575-7842 Phone
800-870-0368 Hotline
www.midcoastfamily.org

Additional Counties Served: Calhoun,
DeWitt, Goliad, Gonzales, Jackson & Lavaca



W

WACO

McLennan County [161]
TCFV Region 9

Family Abuse Center, Inc.

Kathy Reid
Kathy.reid@familyabusecenter.org

254-772-8999 Phone
800-283-8401 Hotline
www.familyabusecenter.org

Additional Counties Served: Bosque, Ellis,
Falls, Freestone, Hill & Navarro



WAXAHACHIE

Ellis County [71]
TCFV Region 4

Healing Hearts Center

Alecia Peters
healingheartsceneter@yahoo.com

972-388-4777 Phone
800-828-7893 Hotline
www.healing-hearts-center.org



WEATHERFORD

Parker County [184]
TCFV Region 4

Freedom House

Catherine Tietjen
catietjen@att.net

817-596-7543 Phone
817-596-8922 Hotline
www.freedomhousepc.org

Additional Counties Served: Hood, Palo
Pinto, Tarrant & Wise



WESLACO

Hidalgo County [108]
TCFV Region 8

Texas Rio Grande Legal Aid

Kevin Dietz
kdietz@trla.org

856-447-4800 Phone
888-988-9996 Hotline
www.trla.org

Additional Counties Served: Central, South
& West Texas regions



WICHITA FALLS

Wichita County [243]
TCFV Region 3

First Step, Inc.

Donna Landis
firststepped@yahoo.com

940-723-7799 Phone
800-658-2683 Hotline
www.firststep.org

Additional Counties Served: Archer, Baylor,
Childress, Clay, Cottle, Foard, Hardeman, Jack,
Montague, Wichita, Wilbarger & Young



Battering Intervention and Prevention Programs (BIPPs)

The Texas Council on Family Violence (TCFV) provides technical assistance, training, and oversight to accredited Battering Intervention and Prevention Programs (BIPPs). Although many different kinds of professionals can help offenders change their abusive behavior, courts that refer offenders must send them to an accredited BIPP. The program or professional must comply with Texas Department of Criminal Justice Community Justice Assistance Division (TDCJ-CJAD) guidelines, including:

Trained Employees

Accredited BIPPs must train all employees. BIPP facilitators must complete 25 battering intervention training hours and 15 family violence training hours.

Criminal Background Checks

Accredited BIPPs must complete criminal background checks for each of their employees.

Minimum Group Time

Accredited BIPPs must provide at least 36 hours and 18 weeks of group intervention.

Programmatic Philosophy

Accredited BIPPs must promote the safety of victims, hold offenders accountable, and educate participants that abusive behavior involves choices. BIP programs offer offenders thoughtfully crafted and accurate information about the dynamics of family violence and skills to foster non-violent behaviors in relationships. In doing so, these programs place the responsibility for behavioral change upon each offender.

The over 130 accredited local BIPPs in Texas must provide quality and effective services to offenders of family violence. For more on the TDCJ-CJAD state standards and for more information about the CJAD-funded BIPPs, go to www.tcfv.org.

The BIPP providers listed in this directory are funded by TDCJ-CJAD or are members of TCFV.

AMARILLO

Potter County [188]
TCFV Region 2

Family Support Services

Kathy Tortoreo
ktortoreo@fss-ama.org
806-342-2513 Phone

Additional Counties Served: Randall



ARLINGTON

Tarrant County [220]
TCFV Region 4

SafeHaven of Tarrant County

Gil Guerrero
gguerrero@safehaventc.org
817-548-0583 Phone

Additional Counties Served: Dallas, Denton, Ellis, Parker & Wise



BASTROP

Bastrop [11]
TCFV Region 9

Family Crisis Center

Kim Cabazos
kimc@familycrisiscenter.us
512-321-7760 Phone

Additional Counties Served: Lee & Fayette Colorado



BEAUMONT

Jefferson County [123]
TCFV Region 7

Family Services of Southeast Texas

Terri Brown
tbrown@familyservicesetx.com
409-833-2668 Phone



BROWNSVILLE

Cameron County [31]
TCFV Region 8

Friendship of Women, Inc.

Daisy Lopez
bipp@fowinc.com
956-546-6694 Phone



CORPUS CHRISTI

Nueces County [178]
TCFV Region 8

Women's Shelter of South Texas

Linda Duenes
lduenes@thewomensshelter.org
361-884-2900 Phone

Additional Counties Served: Bee, Klenberg & Jim Wells



DALLAS

Dallas County [57]
TCFV Region 4

The Family Place

David Almager
dalmager@familyplace.org
214-692-8295 Phone

Additional Counties Served: Collin



DENTON

Denton County [61]
TCFV Region 4

Denton County Friends of the Family, Inc.

Hillarye Hightower
hillarye@dcfof.org
940-387-5131 Phone



EL PASO

El Paso County [70]
TCFV Region 2

Center Against Sexual and Family Violence

Adrian Chavira
AChavira@cafsv.org
915-562-0077 Phone



GAINESVILLE

Cooke County [9]
TCFV Region 4

Abigail's Arms

Karen Egstrom
kegstrom@abigailsarms.org
940-580-3567 Phone



GARLAND

Dallas County [57]
TCFV Region 4

First Choice Social Services

Bridget Vinson-O'Neal
bridget.oneal@
firstchoicesocialservices.org
972-468-0631 Phone

Additional Counties Served: Collin, Ellis,
Hunt & Kaufman



New Beginning Center

John Sharp
jsharp@newbeginningcenter.org
972-276-0423 x 226 Phone



GLEN ROSE

Somervell County [213]
TCFV Region 4

Mission Granbury

Dusty Scovel
dscovel@missiongranbury.org
817-579-6427 Phone



GRAND PRAIRIE

Dallas County [57]
TCFV Region 4

Brighter Tomorrows

Diana Franzetti
diana@brightertomorrows.net
214-529-5644 Phone



HEMPSTEAD

Waller County [237]
TCFV Region 7

Focusing Families

Julie Stanfill
jstanfill@focusing-families.org
979-826-3290 Phone

Additional Counties Served: Washington



HOUSTON

Harris County [101]
TCFV Region 7

Aid to Victims of Domestic Abuse

Chastidy Patterson
chastidy@avda-tx.org
713-224-9911 Phone

Additional Counties Served: Montgomery
& Galveston



HOUSTON

Harris County [101]
TCFV Region 7

Behavioral Adjustment Counseling Center

Jose Vasquez
jvasquezbacc@gmail.com
832-877-0811 Phone



Your New Beginning

Cynthia Pavlock
cpavlock1234@yahoo.com
832-474-3211 Phone

Additional Counties Served: Fort Bend



LUBBOCK

Lubbock County [152]
TCFV Region 1

Women's Protective Services

Thomas Garcia
tgarcia@wpslbk.org
806-748-5292 Phone

Additional Counties Served: Bailey, Cochran,
Crosby, Dickens, Garza, Hockley, King, Lamb,
Lynn, Terry & Yoakum



LONGVIEW

Gregg County [92]
TCFV Region 5

Moral Compass (Women's Center of East Texas)

Rosa Hopkins
rosa2@wc-et.org
903-247-0588 Phone

Additional Counties Served: Bailey, Cochran,
Crosby, Dickens, Garza, Hockley, King, Lamb,
Lynn, Terry & Yoakum



MCALLEN

Hidalgo County [108]
TCFV Region 8

Men Against Violence Mujeres Unidas/Women Together

Nereyda Guerrero
nereyda.guerrero@yahoo
956-664-2826 Phone



MIDLAND

Midland County [165]
TCFV Region 2

Project ADAM Safe Place of the Permian Basin

Nilvia Yarbrough
nry0624@safepacenow.com
432-522-2700 Phone

Additional Counties Served: Pecos, Reeves,
Dawson, Howard & Andrews



PLAINVIEW

Hale County [95]
TCFV Region 1

Crisis Center of the Plains

Paul Walker
pwalker@crisisctr.com
806-293-9772 Phone

Additional Counties Served: Bailey, Briscoe,
Castro, Floyd, Hall, Lamd, Parmer & Swisher



PLANO

Collin County [43]
TCFV Region 4

Hope's Door

Lois Vaillancourt
lois.vaillancourt@hopesdoorinc.org
972-422-2911 Phone



SAN ANTONIO

Bexar County [15]
TCFV Region 9

Family Violence Prevention Services

Susana Santillan
susan.santillan@fvps.org
210-930-3669 Phone

Additional Counties Served: Atascosa,
Comal, Guadalupe, Medina & Wilson



SHERMAN

Grayson County [91]
TCFV Region 4

Grayson County Crisis Center

Shelli Shields
shelli.shields@graysoncrisiscenter.org
903-893-3909 Phone



STAFFORD

Fort Bend County [79]
TCFV Region 7

WCSI BIPP Program

Marilyn Hamilton
wcsi2@aol.com
281-403-0838 Phone

Additional Counties Served: Harris



TEXARKANA

Bowie County [19]
TCFV Region 5

Domestic Violence Prevention

Steve Fisher
steve@dvptk.org
903-794-4000 Phone

Additional Counties Served: Cass



TYLER

Smith County [212]
TCFV Region 5

Violence Intervention Network (East Texas Crisis Center)

Angie Vasquez
cvinassistant@etcc.org
903-579-2505 Phone

Additional Counties Served: Cherokee,
Henderson, Rains, Van Zandt & Wood



VICTORIA

Victoria County [235]
TCFV Region 8

Mid-Coast Family Services

Tammy Harger
tharger@midcoastfamily.org
361-575-7842 Phone

Additional Counties Served: Calhoun,
Dewitt, Goliad, Gonzales, Jackson, Lavaca



WEATHERFORD

Parker County [184]
TCFV Region 4

STAR Council

Harriet Fraizer
hfrazier@starcouncil.org
254-965-5515 Phone

Additional Counties Served: Palo Pinto &
Johnson

